

MAGNETOCARDIOGRAM

Site Reader Date of Exam: 08/28/2003
 Patient: 000445 Examination: 01 Table: HOYERSWE Time of Exam: N/A

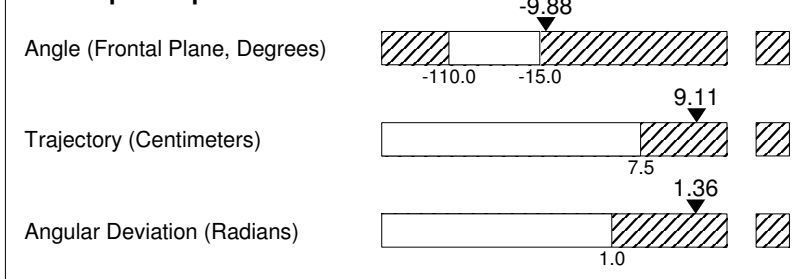
System Messages

WARNING: Some channels are disabled or interpolated. It may affect analysis.

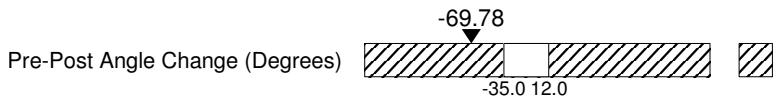

EFFECTIVE MAGNETIC VECTOR ANALYSIS SUMMARY

Results of EMV analysis

Pre-peak repolarization EMV



Post-peak repolarization EMV



Comments

The magnetocardiogram of this patient is / is not indicative of ischemia.

Signature _____ M.D.

Date _____

Legend

0.53 (Patient's Score)

0.5 (Threshold)

NOT ISCHEMIC | ISCHEMIC | Summary Result