

Intentionally Blank Slide

The EPRI SuperGrid Initiative -Update-

Paul M. Grant

Visiting Scholar in Applied Physics, Stanford University
EPRI Science Fellow (*retired*)
IBM Research Staff Member Emeritus
Principal, W2AGZ Technologies
w2agz@pacbell.net
www.w2agz.com

Chauncey Starr

2000 George E. Pake Prize, American Physical Society
National Medal of Engineering, 1990
Legion d'Honneur, Republique Francais
Founder, Electric Power Research Institute
cstarr@epri.com

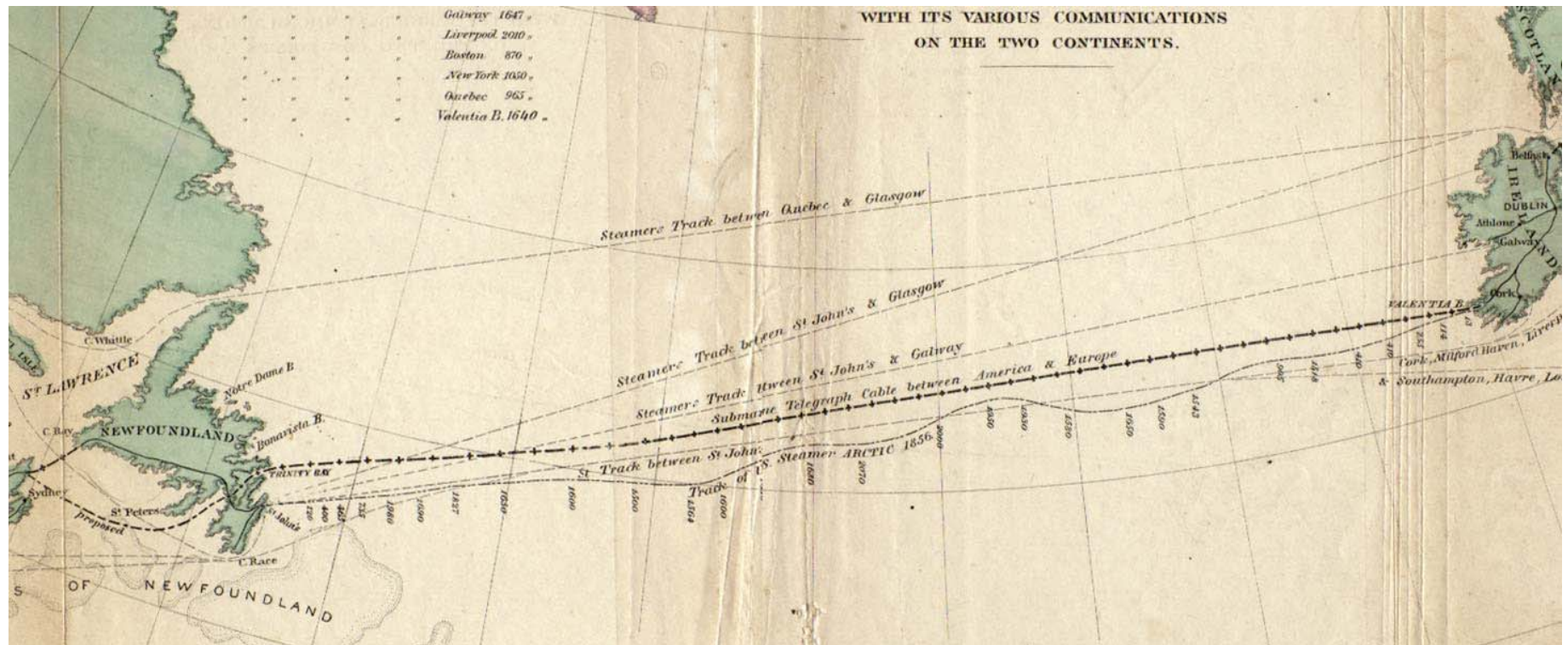
Steve Eckroad

Project Manager, EPRI Superconductivity Destinations 122
seckroad@epri.com

5th EPRI Superconductivity Conference & Task Force Meeting
20 - 21 September 2005, Albany, NY

www.w2agz.com/epri-sctf5.htm

"A Thread Across the Ocean"

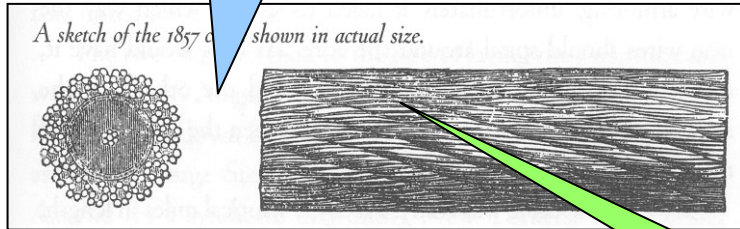


"The Story of the Trans-Atlantic Cable (1854 – 1866)"

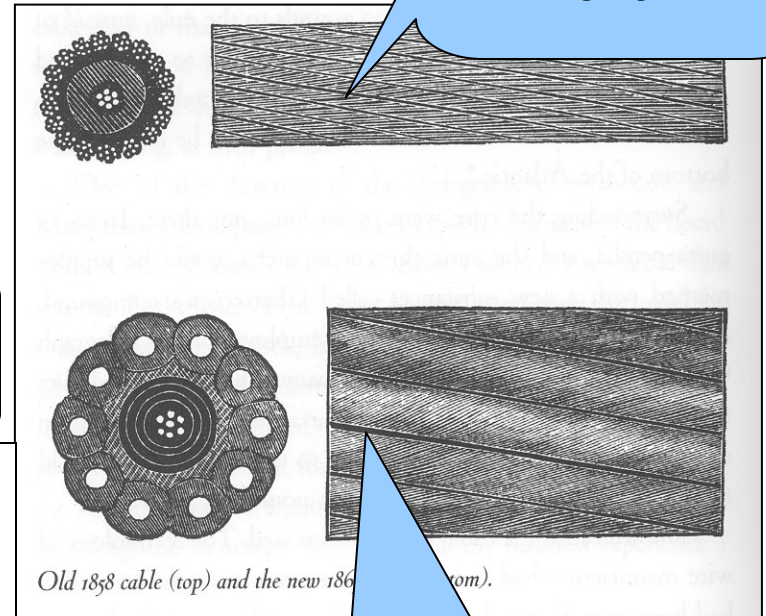
John Steele Gordon

Atlantic Cable Timeline & Designs

1857
"Broke"



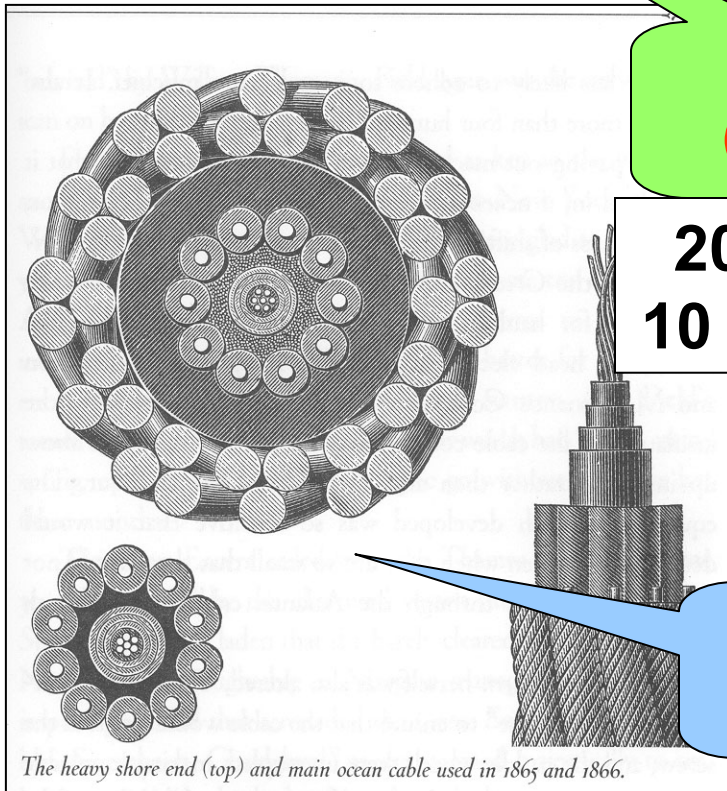
1858
"Worked for a Month"



2 \$/m
(2005)

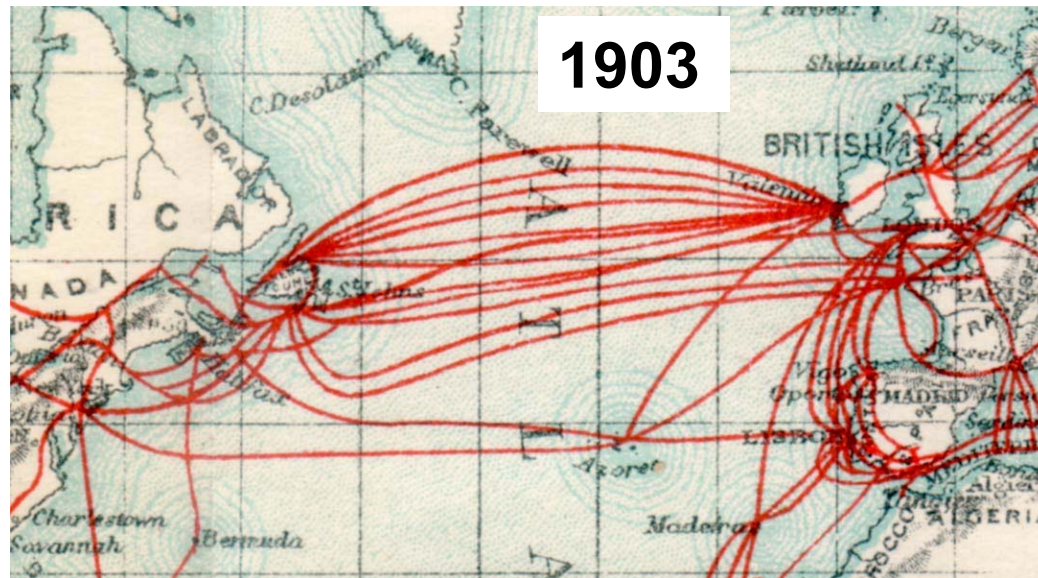
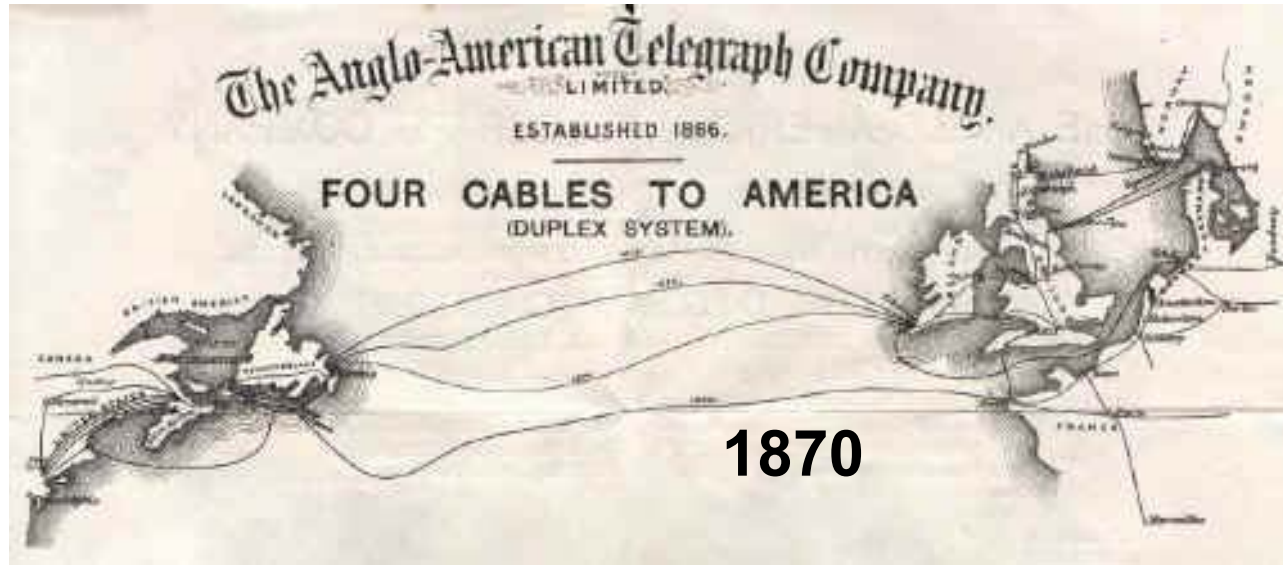
200 A @
10 \$/kA×m

1865
"Parted"
(Recovered in 1866)



1866
Success!

The After-Story



What Kept Them Going?

- The investors knew, that if communications with Europe could be cut from 2 weeks to 2 minutes, they'd all get...
- **FILTHY RICH!**
 - Estimates are that the total cost of the project in 2005 dollars was \$100 M
 - 1867 revenue in 2005 dollars was \$10 M
 - Go figure...

The SuperGrid Vision

A Symbiosis of


Nuclear/Hydrogen/Superconductivity

*Technologies supplying Carbon-free,
Non-Intrusive Energy for all
Inhabitants of Planet Earth*

SuperCities & SuperGrids

SuperCables !

The Hydrogen Economy



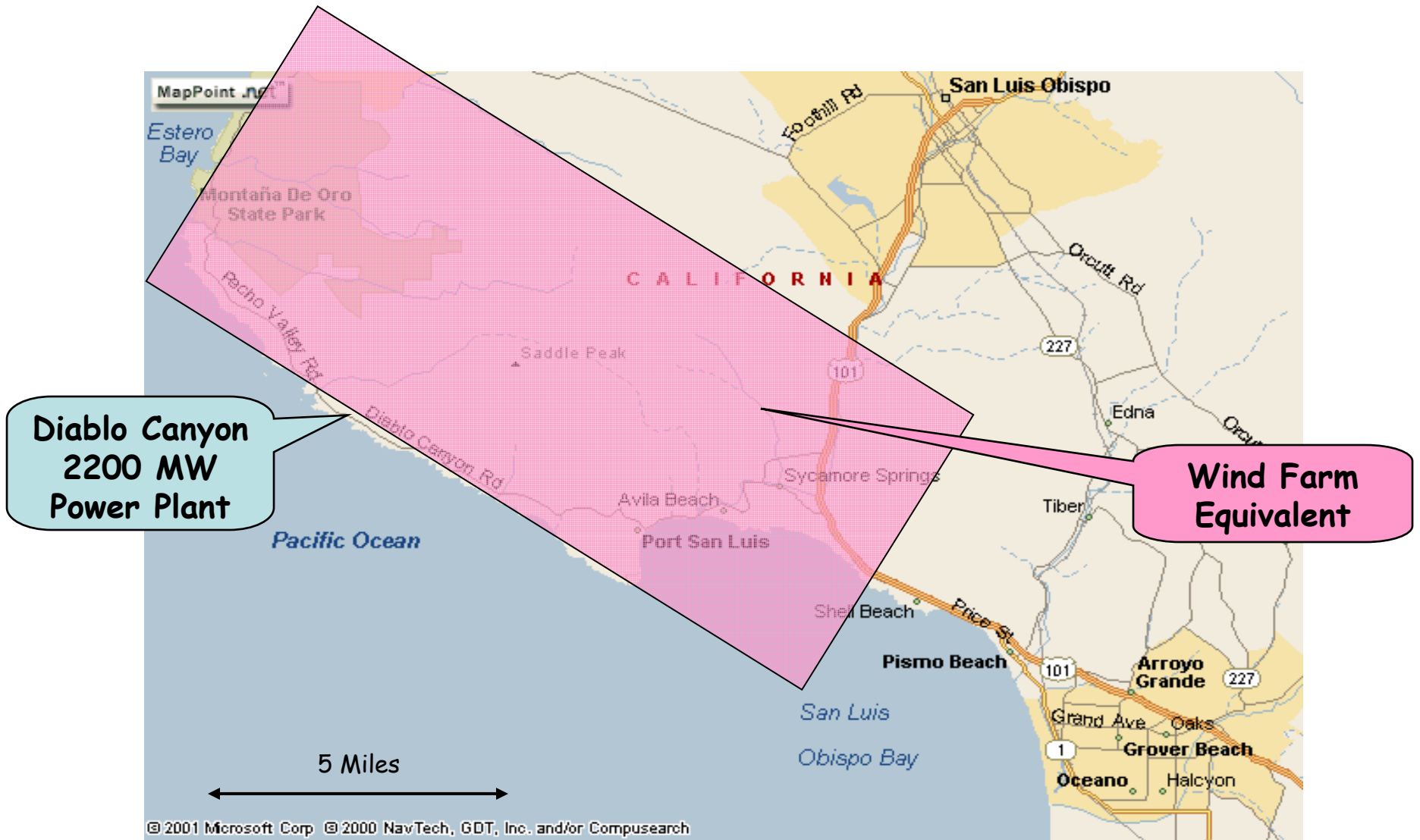
- You have to make it, just like electricity
- Electricity can make H_2 , and H_2 can make electricity ($2H_2O \leftrightarrow 2H_2 + O_2$)
- You have to make a lot of it
- You can make it cold, - 419 F (21 K)

P.M. Grant, "Hydrogen lifts off...with a heavy load," *Nature* 424, 129 (2003)

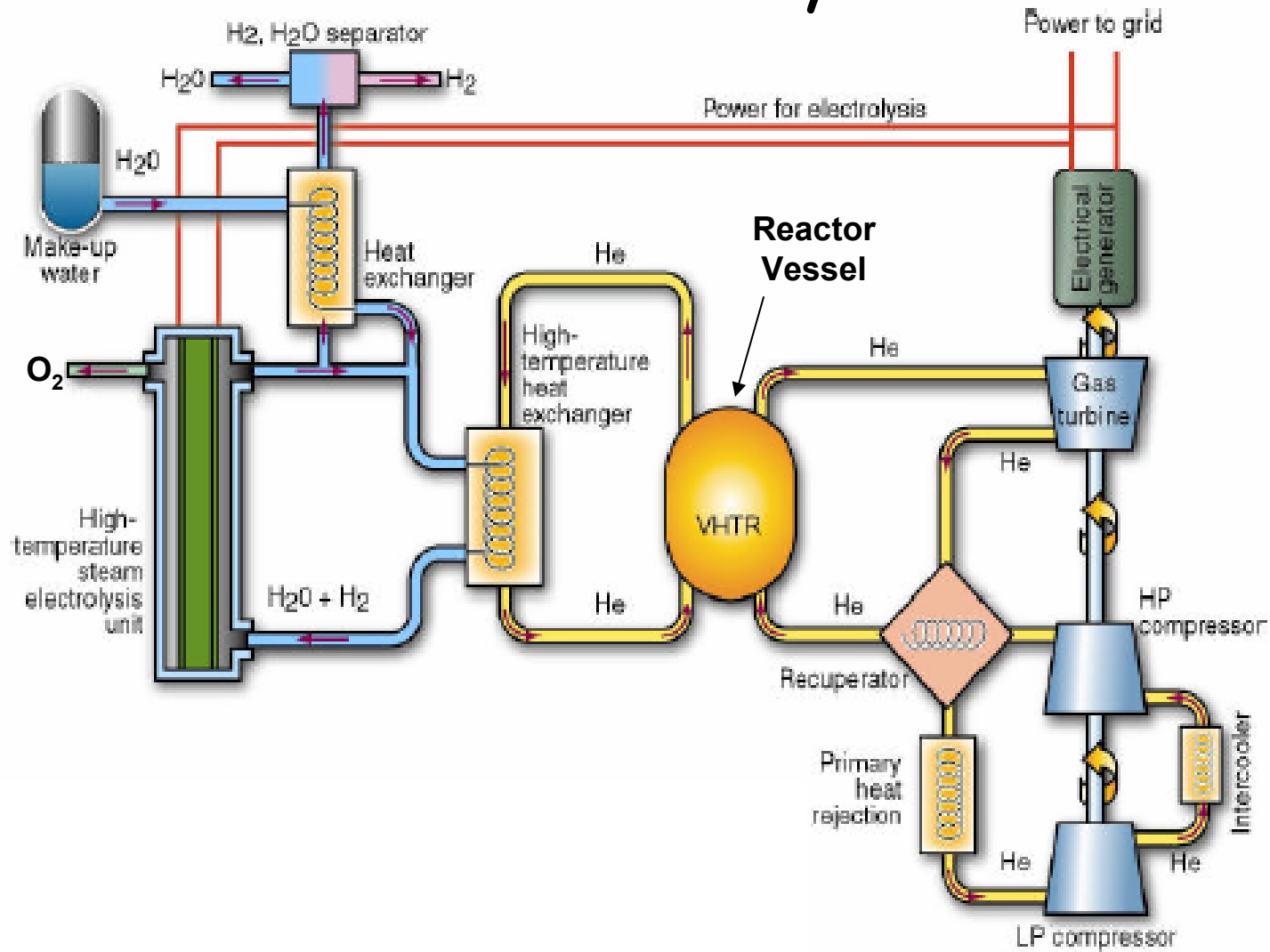
Diablo Canyon



California Coast Power



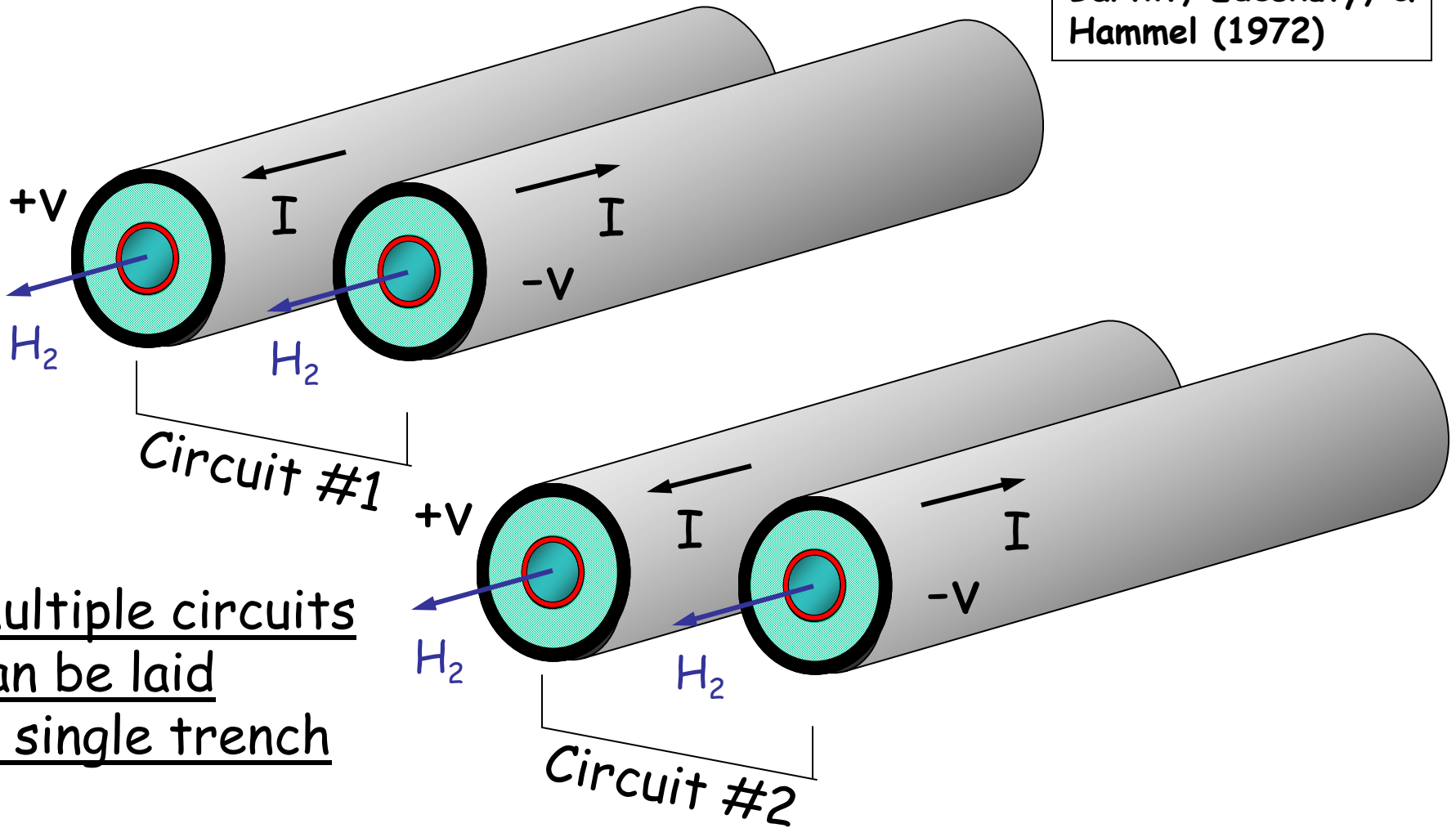
Co-Production of Hydrogen and Electricity



Source: INEL & General Atomics

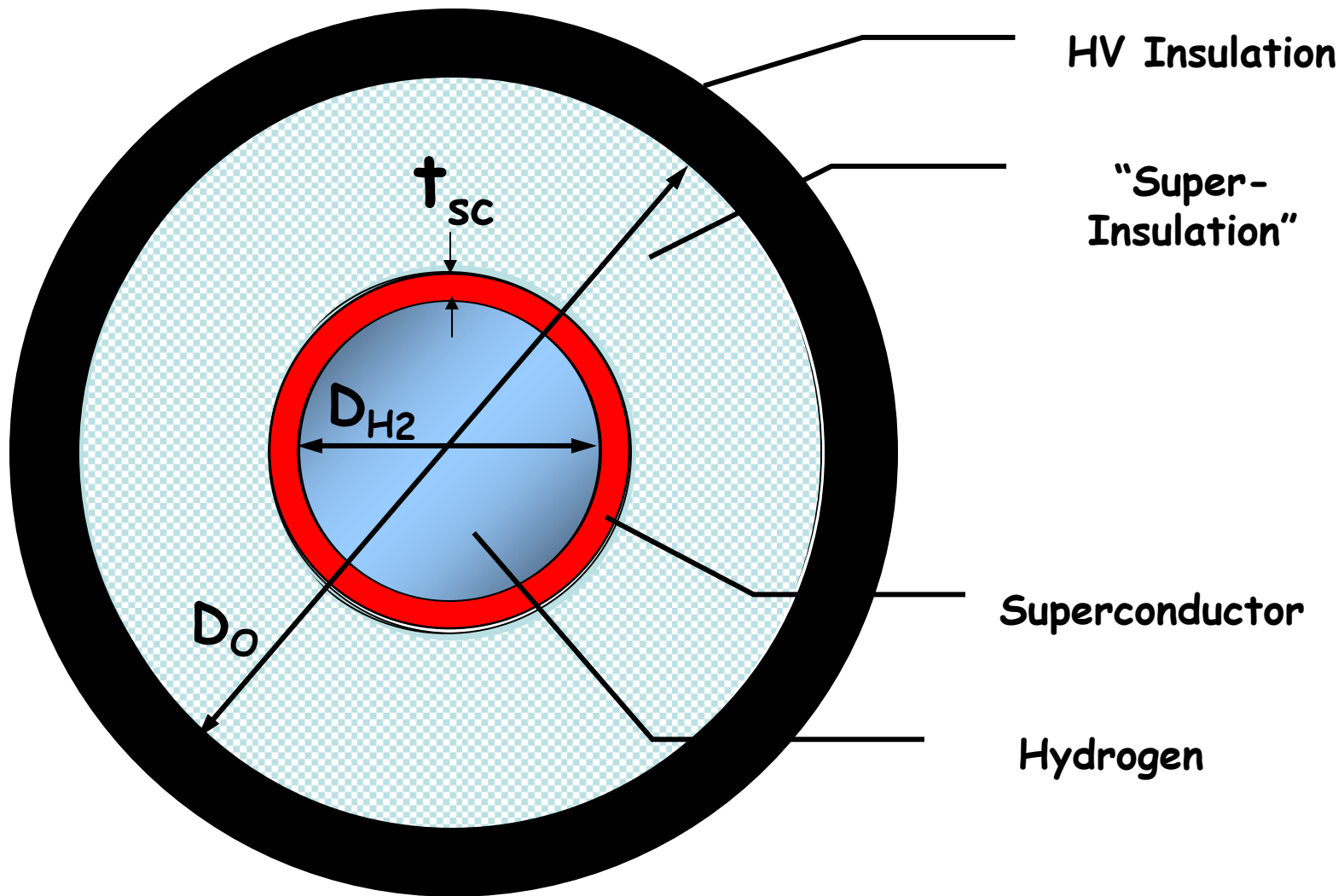
"Hydricity" SuperCables

Bartlit, Edeskuty, & Hammel (1972)



Multiple circuits
can be laid
in single trench

SuperCable Monopole



Power Flows

$$P_{SC} = 2|V|IA_{SC}, \text{ where}$$

Electricity

P_{SC} = Electric power flow

V = Voltage to neutral (ground)

I = Supercurrent

A_{SC} = Cross-sectional area of superconducting annulus

$$P_{H_2} = 2(Q\rho vA)_{H_2}, \text{ where}$$

Hydrogen

P_{H_2} = Chemical power flow

Q = Gibbs H_2 oxidation energy (2.46 eV per mol H_2)

ρ = H_2 Density

v = H_2 Flow Rate

A = Cross-sectional area of H_2 cryotube

Hydricity Scaling Factor

Dimensionless, geometry-independent scaling factor defines relative amounts of electricity/hydrogen power flow in the SuperCable:

$$R_{e/h} \equiv (J / Q\rho)(|V| / v)$$

“Energy Density”

“Pressure”

Electric & H₂ Power

Electricity

Power (MW)	Voltage (V)	Current (A)	Critical Current Density (A/cm ²)	Annular Wall Thickness (cm)
1000	+/- 5000	100,000	25,000	0.125

Hydrogen (LH₂, 20 K)

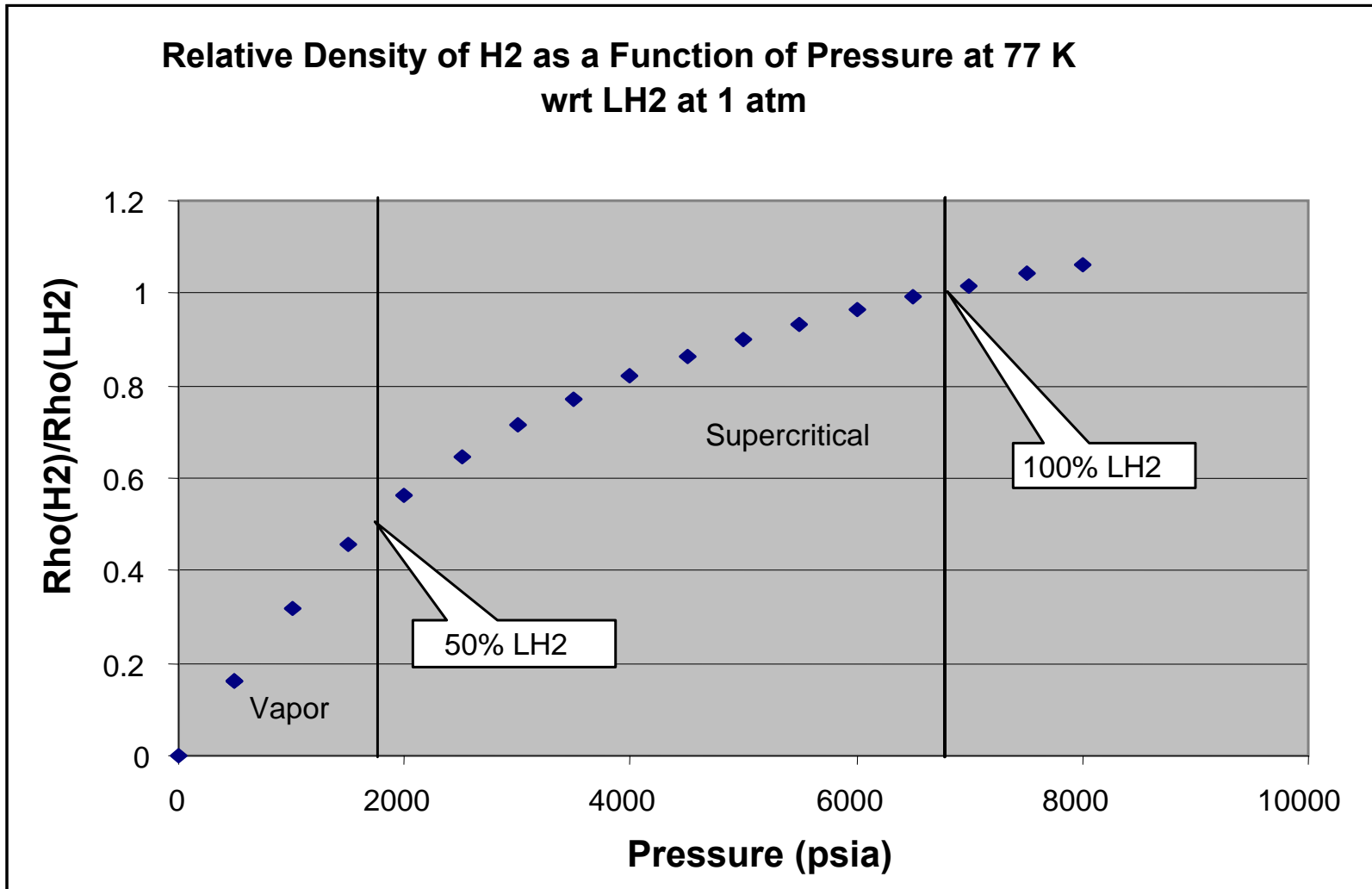
Power (MW)	Inner Pipe Diameter, D _{H2} (cm)	H ₂ Flow Rate (m/sec)	"Equivalent" Current Density (A/cm ²)
500	10	3.81	318

SuperCable H₂ Storage

<u><i>Some Storage Factoids</i></u>	Power (GW)	Storage (hrs)	Energy (GWh)
TVA Raccoon Mountain	1.6	20	32
Alabama CAES	1	20	20
Scaled ETM SMES	1	8	8

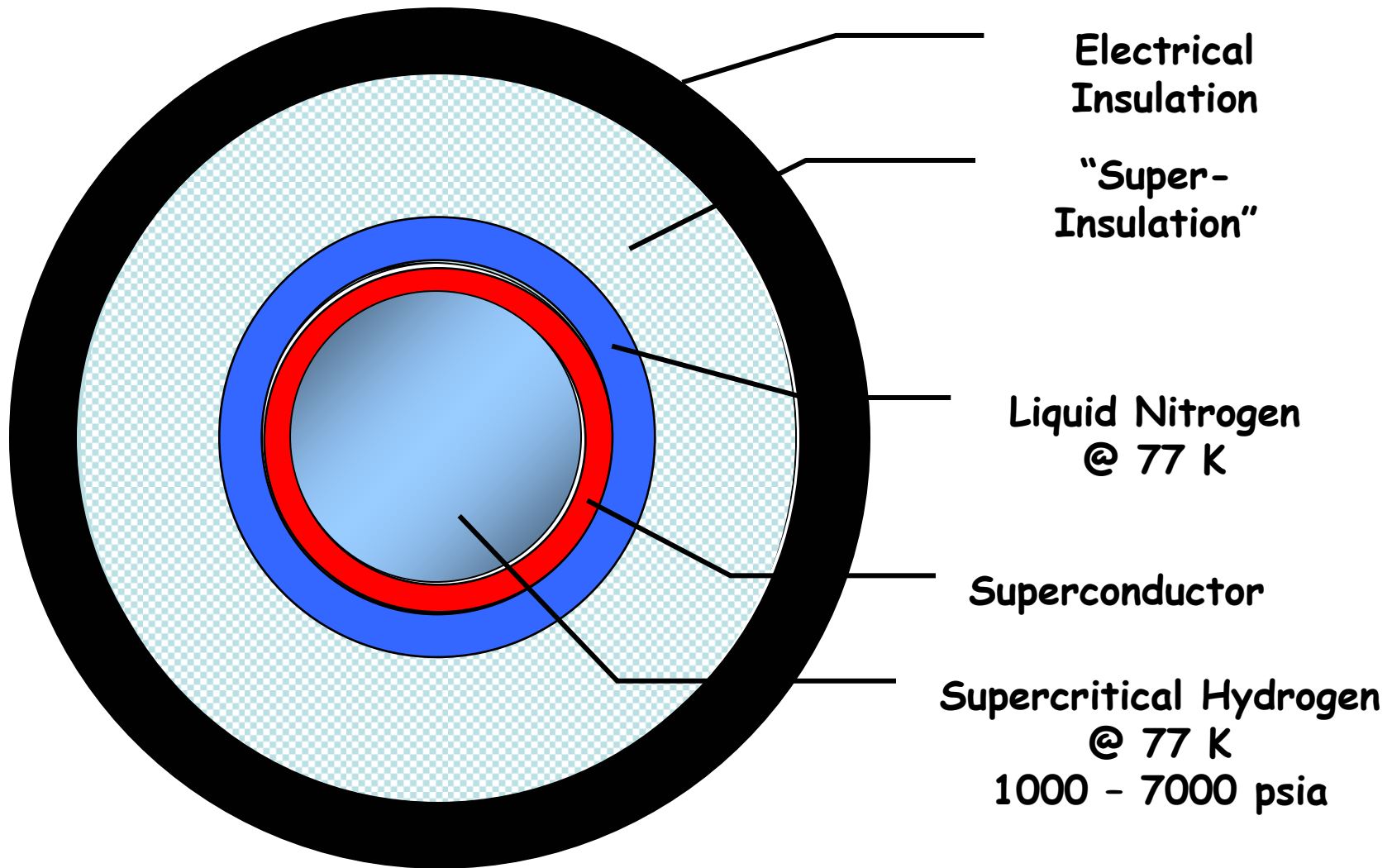
One Raccoon Mountain = 13,800 cubic meters of LH₂

**LH₂ in 10 cm diameter, 250 mile bipolar SuperCable
= Raccoon Mountain**



H₂ Gas at 77 K and 1850 psia has 50% of the energy content of liquid H₂ and 100% at 6800 psia

Supercritical H₂ SuperCable

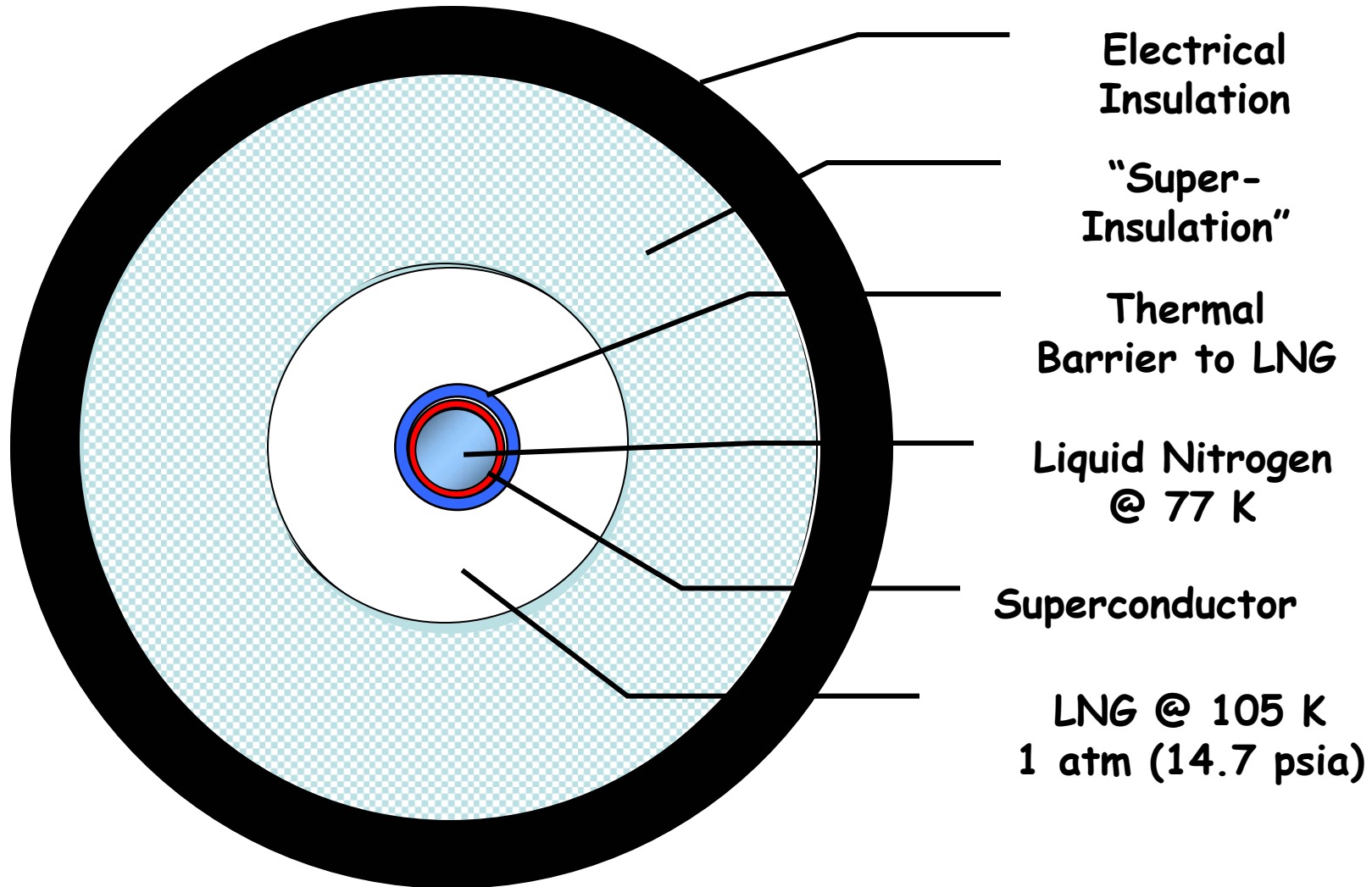


A Canadian's View of the World

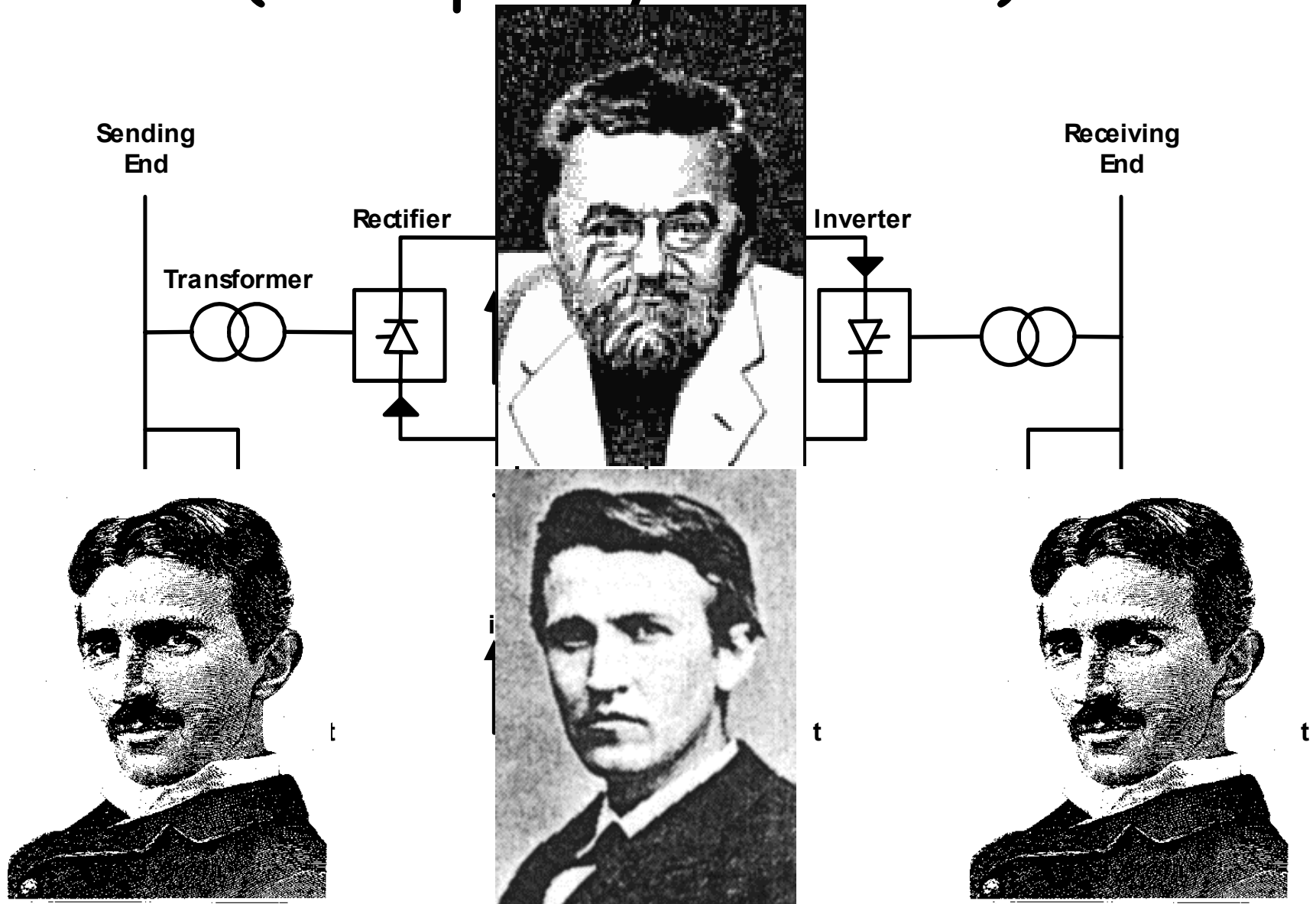


Design for eventual
conversion to high
pressure cold or liquid H_2

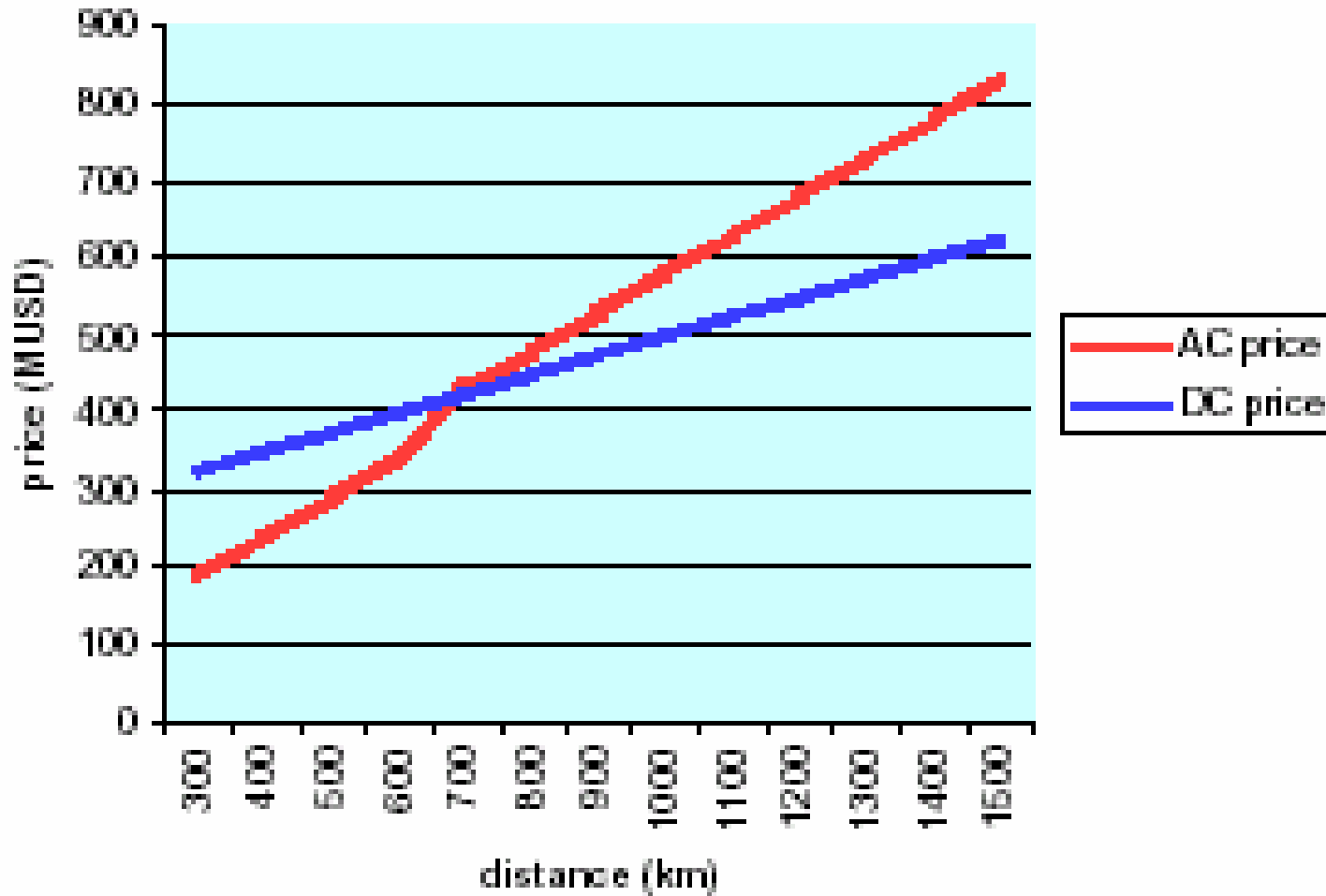
LNG SuperCable



dc Transmission Lines 101 (for "policy makers")

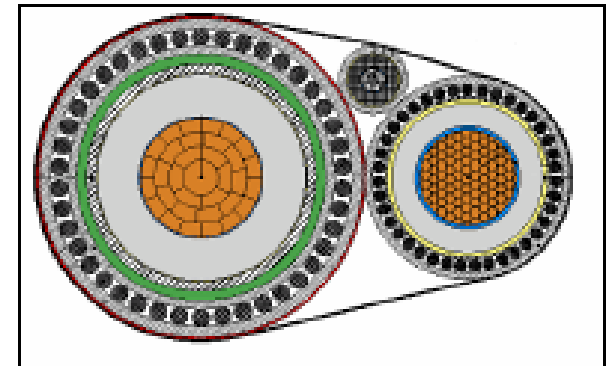


dc vs. ac: ABB Itaipu Study



NEPTUNE

Regional Transmission System™



HVDC Cable Cross-Section

Pirelli (GS)
Energy Cables

\$190 M

Sayerville, NJ → Levittown LI, NY

- 600 MW (+/- 250 kV, 1200 A)
- 65 miles (105 km)
- \$400 M
- 2007

Financials

40 yrs @ 4%: \$ 20M
LOM: 1 M
NOI (100%): 5 M

T	C/P	Cost (\$M)
77 K	\$/kA×m	
Cu	7	1.8
HTSC	100	25.1



EMPIRE CONNECTION



HTSC Cost = \$87 M

Specifications

2-1000 MW HVDC Bipolar Circuits

- Circuit 1: 130 miles, Greene County → Bronx County
- Circuit 2: 140 miles, Albany County → New York County
- Each Circuit: +/- 500 kV, 1000 A Bipolar (2 cables ea.)

Financials

\$750 M (\$400 M "VC", \$350 M "Futures")

- Loan Payment (4%, 40 yrs, 750 M\$) = 35 M\$/yr
- Labor, Overhead, Maintenance = 5 M\$/yr
- Tariff = 0.5 ¢/kWh
- Profit (NOI) @ 50% Capacity = 4 M\$/yr
- Profit (NOI) @ Full Capacity = 48 M\$/yr

Why didn't it go forward?

"J_c's" of Common Metals (77 K)

TABLE I

COST/PERFORMANCE FOR COMMON WIRE METALS AT 15 mW/CC DISSIPATION^a

Metal	ρ Ωcm	D g/cm^3	Price ¢/g	J_E^V A/cm^2	J_E^W A/cm^2	C/P $\text{\$/kA}\times$ m
Cu	2.5×10^{-7}	8.92	0.20	4.00	245	7.21
Al	2.4×10^{-7}	2.70	0.15	4.17	250	1.66
Ag	2.9×10^{-7}	10.5	15.3	3.45	227	705

^aPower dissipation defined as equivalent to an HTSC wire transporting 15,000 A/cm² sustaining a voltage drop of 1 μ V/cm, or 15 mW/cm³. J_E^V is the volume equivalent current density with respect to the HTSC wire, and J_E^W the power dissipation equivalent.

Could dc Cables be the HTSC "Thread?"

- Advantages of dc
 - Only dc can go long distances
 - Allows asynchronous connection of ac grids
 - Power flow can be controlled quickly (HTSC?)
- Advantages of HTSC dc
 - Can wheel enormous amounts of power over very long distances with minimal loss

Two IBM Physicists (1967)

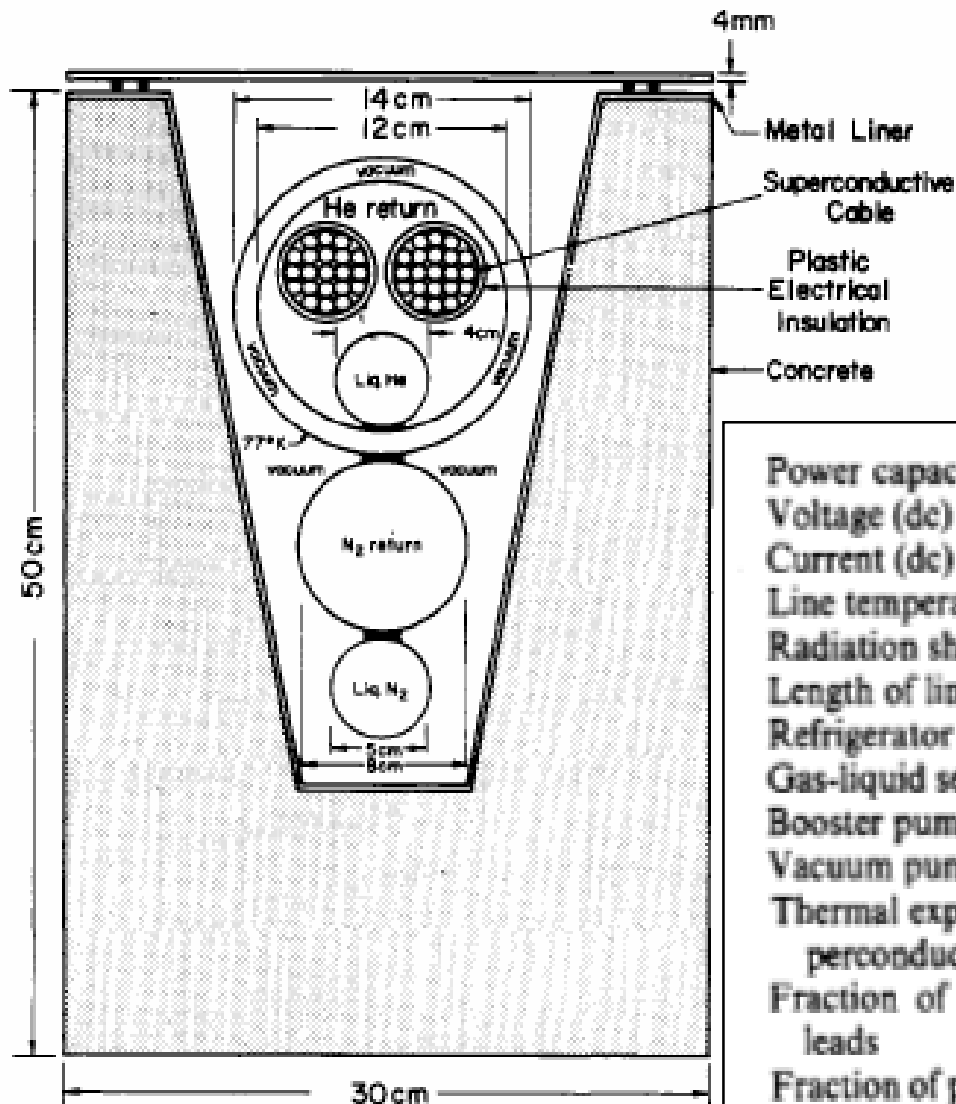
Superconducting Lines for the Transmission of Large Amounts of Electrical Power over Great Distances

R. L. GARWIN AND J. MATISOO

- Nb_3Sn ($T_c = 18 \text{ K}$) @ 4.2 K
- 100 GW (+/- 100 kV, 500 kA)
- 1000 km
- Cost: \$800 M (\$8/kW) (1967)

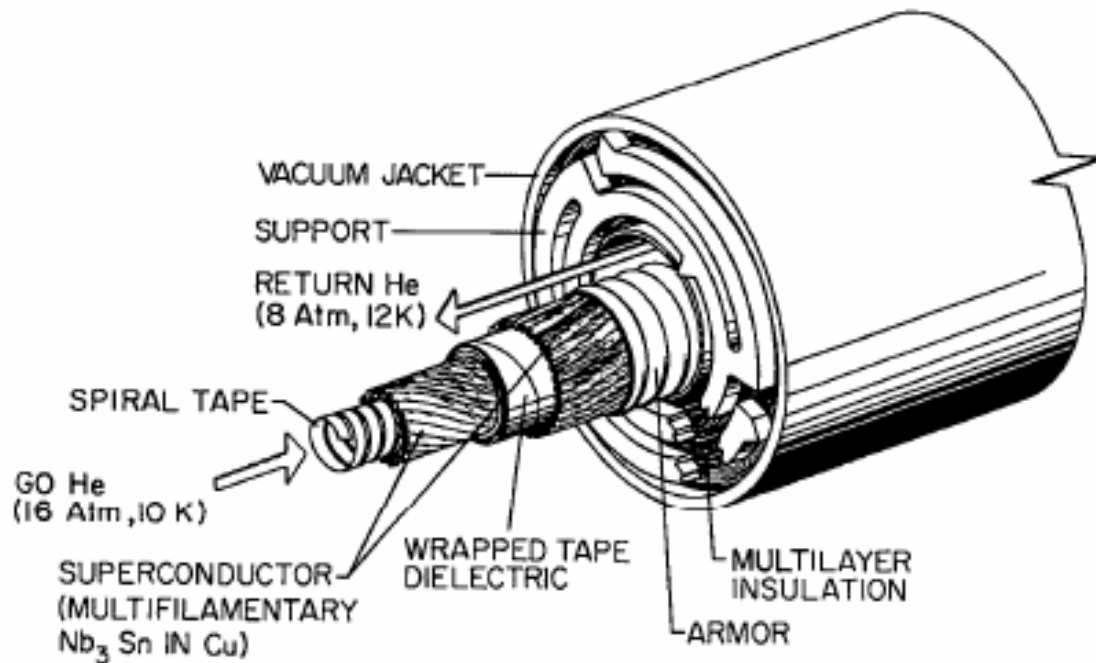
\$4.7 B Today!

G-M Specs



Power capacity	100 GW (10^{11} W)
Voltage (dc)	200 kV (2×10^5 V)
Current (dc)	0.5×10^6 A
Line temperature	4.2°K (liquid helium)
Radiation shield	77°K (liquid nitrogen)
Length of line	1000 km
Refrigerator spacing	20 km
Gas-liquid separator spacing	50 m
Booster pump spacing	500 m
Vacuum pump spacing	500 m
Thermal expansion bellows 1.5 m long (superconductors wound helically) spacing	500 m
Fraction of power dissipated in line and leads	$< 10^{-7}$
Fraction of power used for refrigeration	$< 10^{-3}$

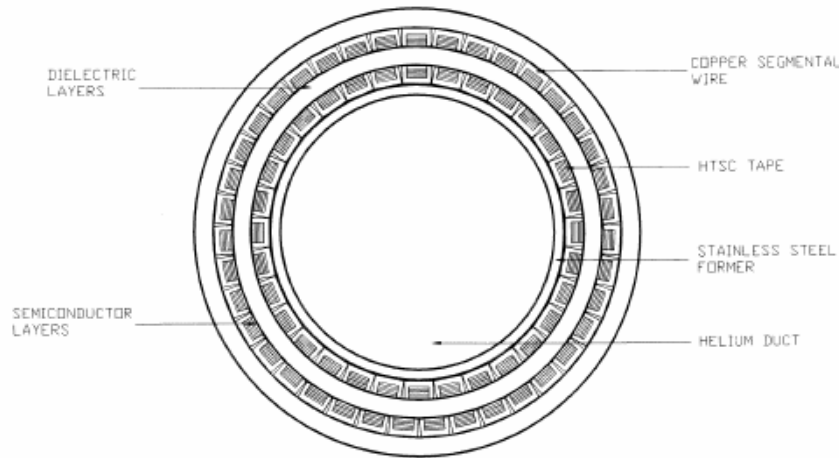
LASL SPTL (1972-79)



Specifications

- 5 GW
(+/- 50 kV, 50 kA)
- PECO Study
(100 km, 10 GW)

BICC HTSC dc Cable (1995)



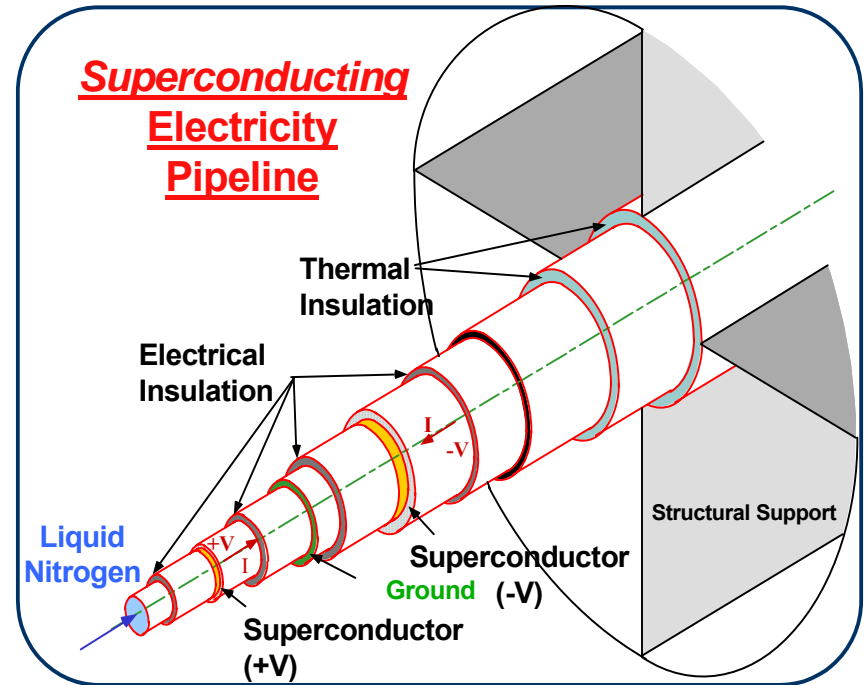
Design Target

- 400 MW, 100 km
- Flowing He, 0.2 kg/s, 2 MPa, 15 - 65 K
- Cooling Losses: 150 kW

Prototype Specs

- 400 MW
 - +/- 20 kV, 10 kA
- Length: 1.4 m
- Diameter: 4 cm
- He (4.2 - 40 K)

e-Pipe

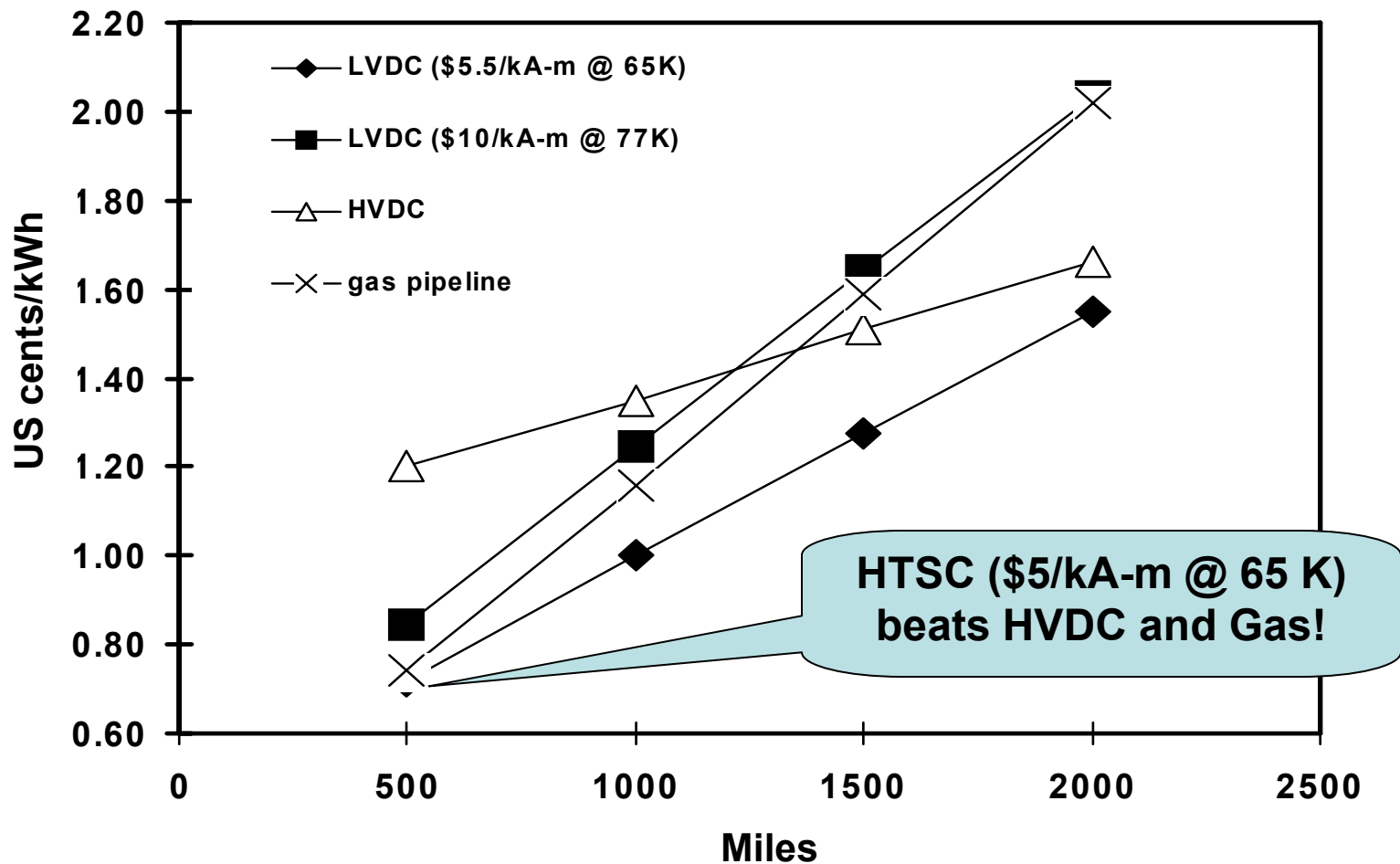


e-Pipe Specs (EPRI, 1997)

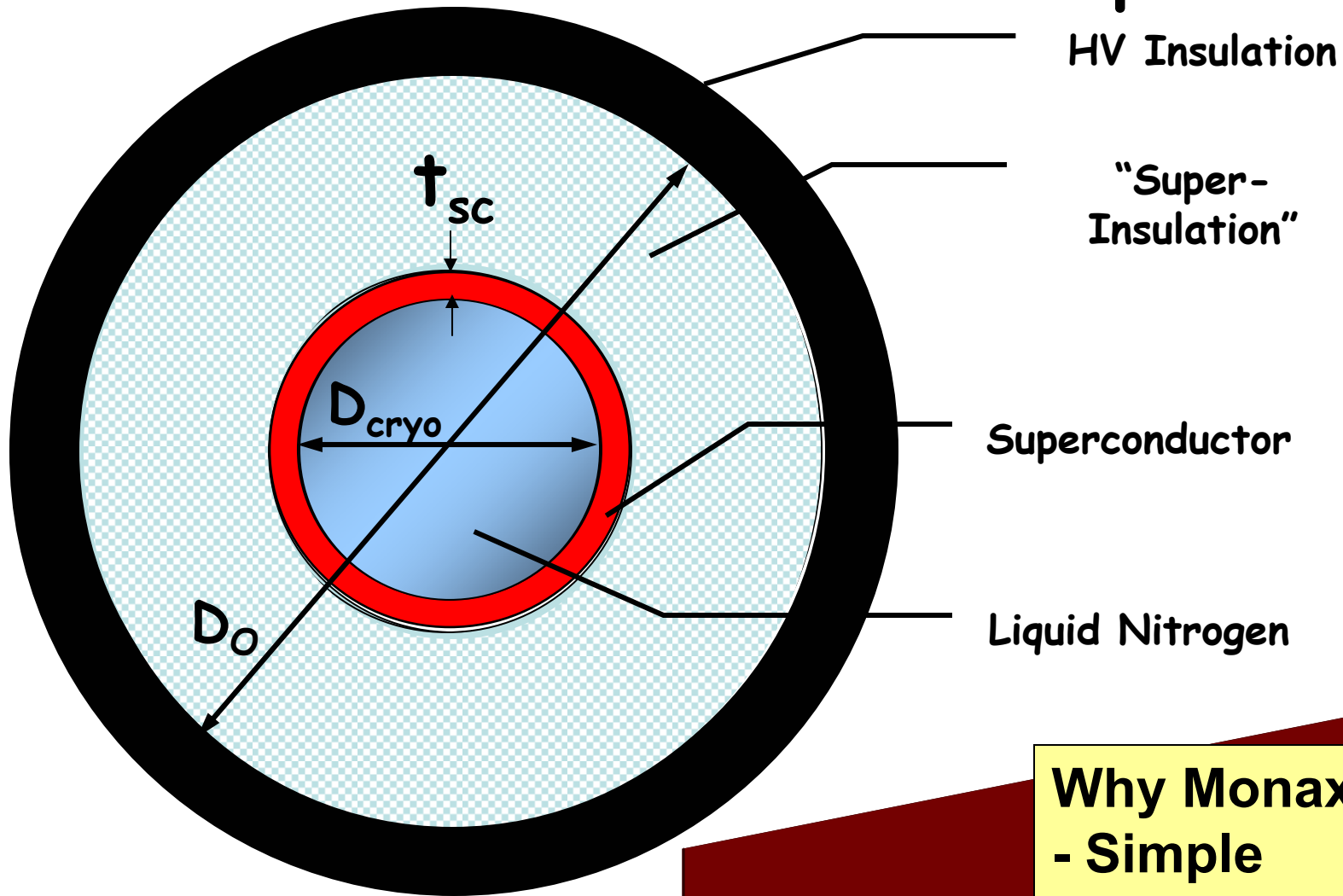
Capacity	5 GW (+/- 50 kV, 50 kA)
Length	1610 km
Temperature Specs: - 1 K/10 km @ 65 K - 1 W/m heat input	- 21.6 kliters LN ₂ /hr - 100 kW coolers - 120 gal/min
Vacuum: - 10 ⁻⁵ - 10 ⁻⁴ torr	- 10 stations - 10 km spaced - 200 kW each

e-Pipe/Gas/HVDC Cost Comparison

Marginal Cost of Electricity (Mid Value Fuel Costs)



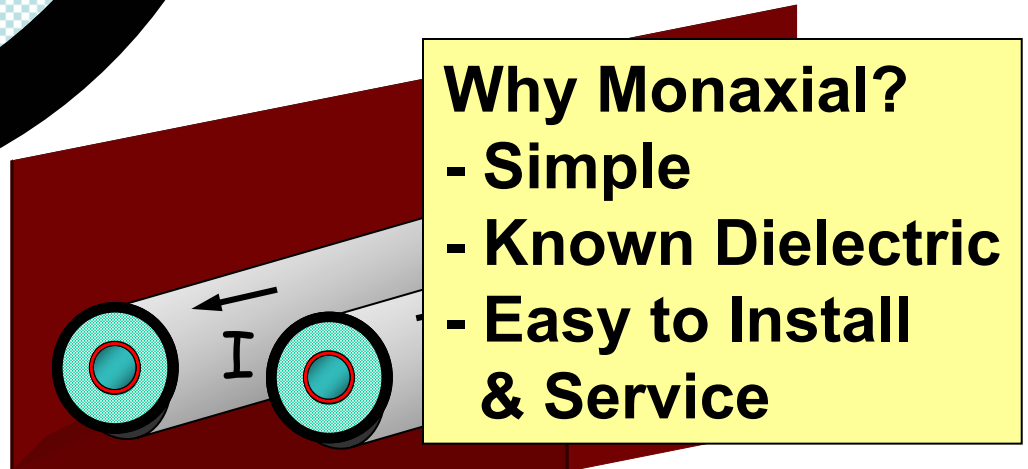
HTSC SuperCable



Why Monaxial?

- Simple
- Known Dielectric
- Easy to Install & Service

**Garwin – Matisoo
Revisited !**

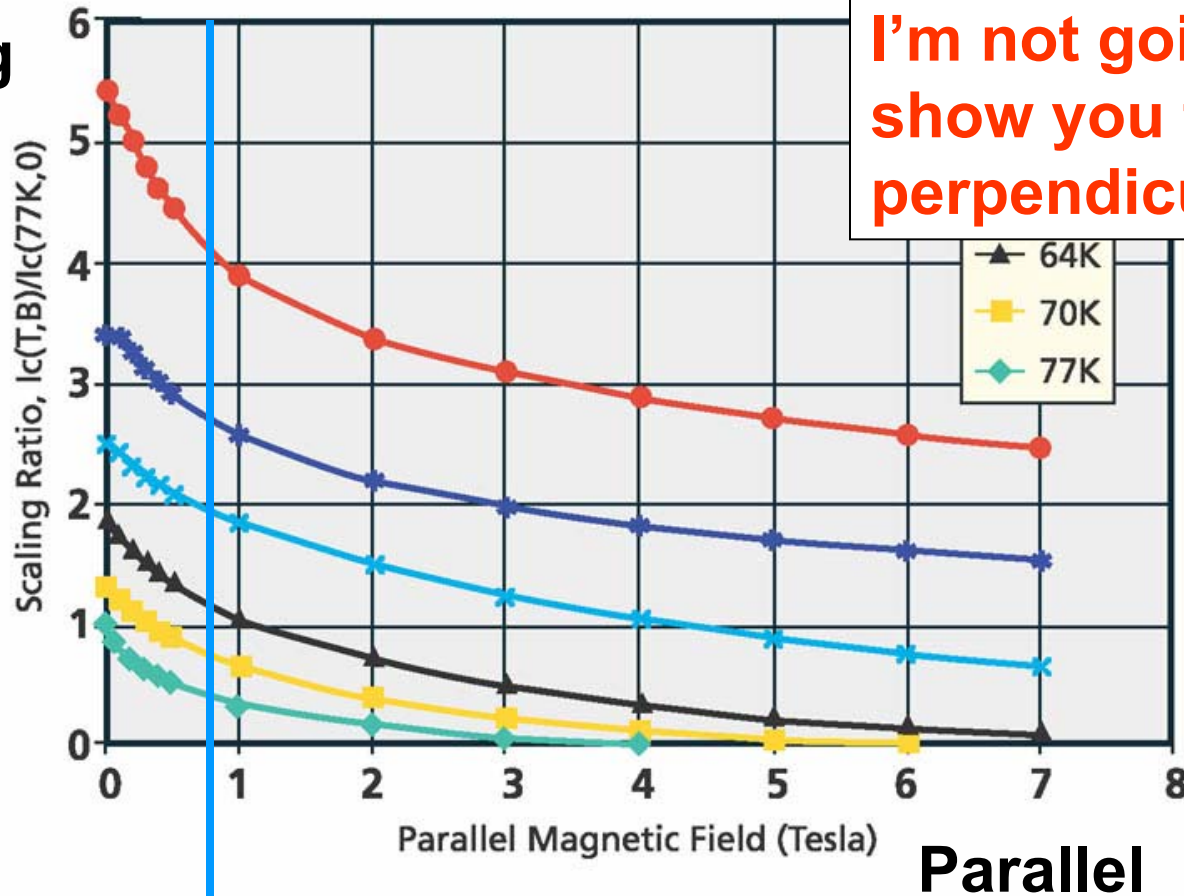


SuperCable Parameters

- Power = 5 GW
- Voltage = 25 +/- kV
- Current = 100 kA
- J_c = 25000 A/cm²
- D_{cryo} = 5 cm
- A^* = 3.629 cm²
- $t(sc)$ = 0.243 cm
- R^* = 1.075 cm
- B = 0.8 T

AMSC Tape $J_c(T, B)$

De-rating
Factor



I'm not going to
show you the
perpendicular data!

0.8 T

Parallel

High Amplitude Transient Current Losses (ac & energize)

“Bean Model”

$$H = 4 \times 10^{-9} I_0^2 F \quad \text{W/cm}$$

I_0 (A)	F (Hz)	H (W/m)
100,000	60	2.4×10^5
100,000	1/hour	0.3
100,000	1/day	0.01

Possibly could reverse line in one hour!

Small Amplitude Losses (Load Fluctuations)

$$H = \frac{4 \times 10^{-10} (\Delta I)^3 F}{J_c R^2} \quad \text{W/cm}$$

Load Fluctuation Losses over a 1 hour period

Δ (%)	ΔI (A)	ΔP (MW)	H (W/m)
1	1000	50	4×10^{-7}
10	10000	500	4×10^{-4}
20	20000	1000	3×10^{-3}
30	30000	1500	1×10^{-2}

OK, as long as changes occur slowly!

Small Amplitude Losses (Load Fluctuations)

$$H = \frac{4 \times 10^{-10} (\Delta I)^2 F}{J_c R^2} \quad \text{W/cm}$$

...and sometimes even when they're fast!

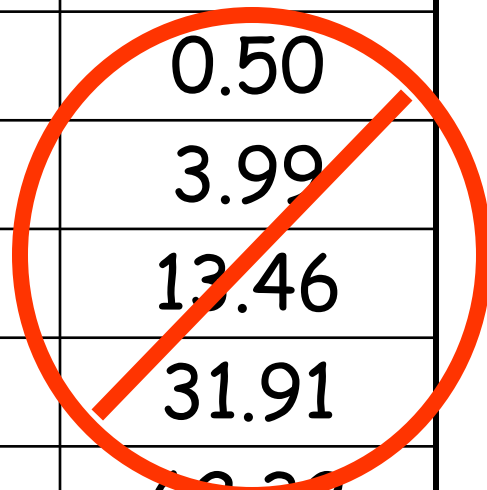
Consider 1 MW worth of customers coming in and out every millisecond, (e.g., 10,000 teenagers simultaneously switching 100 W light bulbs on and off) resulting in $\Delta I = 20$ A, but a heat load of only $10 \mu\text{W/m}$

Small Amplitude Losses (Ripple)

$$H = \frac{4 \times 10^{-10} (\Delta I)^3 F}{J_c R^2} \quad \text{W/cm}$$

3-Phase Converter: $F = 360 \text{ Hz}$

Δ (%)	ΔI (A)	ΔP (MW)	H (W/m)
1	1000	50	0.50
2	2000	100	3.99
3	3000	150	13.46
4	4000	200	31.91
5	5000	250	62.32



Radiative Heat In-Leak

$$W_R = 0.5\varepsilon\sigma (T_{amb}^4 - T_{SC}^4)/(n-1), \text{ where}$$

W_R = Power radiated in as watts/unit area

$$\sigma = 5.67 \times 10^{-12} \text{ W/cm}^2\text{K}^4$$

$$T_{amb} = 300 \text{ K}$$

$$T_{SC} = 65 - 77 \text{ K}$$

$\varepsilon = 0.05$ per inner and outer tube surface

$$D_{SC} = 5 \text{ cm}$$

$n =$ number of layers of superinsulation (10)

Then $W_R = 0.2 \text{ W/m}$

Fluid Dynamics of Liquid Nitrogen Flow through a 5-cm Diameter Pipe at 1 bar

T °K	ρ kg/m ³	μ $\mu\text{Pa}\cdot\text{s}$	μ^2/ρ ndyne	V m/s	Re 10^6
77	808	163	3290	4	9.91
65	860	280	9148	4	12.3

$$\text{Re} = \rho V D / \mu \approx \frac{\text{Inertial Forces}}{\text{Viscous Forces}}$$

*Thus, it takes about 30 - 100 dynes
“push” on an object to overcome
viscous forces exerted by the liquid
nitrogen*

Friction Losses arising from pumping LN₂ through a 5-cm pipe at a flow rate of 4 m/s

$$p_{loss} = \lambda (l / d_h) (\rho v^2 / 2)$$

where

p_{loss} = pressure loss (Pa, N/m²)

λ = friction coefficient

l = length of duct or pipe (m)

d_h = hydraulic diameter (m)

$$W_{loss} = M P_{loss} / \rho,$$

Where M = mass flow per unit length

P_{loss} = pressure loss per unit length

ρ = fluid density

Colebrook- Weymouth Equation

$$1 / \lambda^{1/2} = -2,0 \log_{10} [(2,51 / (Re \lambda^{1/2})) + (\varepsilon / d_h) / 3,72]$$

$\varepsilon = 0.015$ mm
(stainless steel)

	W_{loss} (W/m)
77 K	3.81
65 K	4.05

Heat to be Removed by LN₂

$$dT/dx = W_T / (\rho v C_p A), \text{ where}$$

dT/dx = Temp rise along cable, K/m

W_T = Total Heat Generated per unit Length

ρ = Density

v = Flow Rate (4 m/s)

C_p = Heat Capacity

A = Tubular Area (D = 5 cm)

T °K	ρ kg/m ³	C_p J/kg × m	W_T W/m	dT/dx °K/km
77	808	2040	5	0.4
65	860	2003	5	0.4

To offset a 1 K temperature increase, refrigeration stations would be needed every 2.5 km – way too close!

To-Do List

- Fine-Tune All Parameters
 - Diameter, Flow Rate, Temperature, Pressure, Power
 - Site Preparation, Materials Delivery and Construction
- Magnetic Field Issues
 - Anelastic losses (conductor tapes)
 - Spacing of Monopoles (2 100,000 A cables 1 m apart experience a mutual force of 2000 N/m!)
- Engineering Economy Study
 - How important really is wire cost?
 - How big a project for a reasonable NOI (size matters!)?

Find a “Get Rich Quick” Commercial Opportunity!

EPRI Handouts (See Steve Eckroad)

- White Paper (Chauncey Starr)
- "Maulbetsch Report" (John Maulbetsch)

Visits

Department of Energy (July 2005)

- Jim Daley & Kevin Kolevar (Electricity, etc.)
- Ray Orbach & Tom Vanek (Science)
- Shane Johnson (Nuclear)

Exposure (2005)

(<http://www.w2agz.com/epri-sctf5.htm>)

Publications

- Grant, "The SuperCable: Dual Delivery of Hydrogen and Electric Power," IEEE PES*
- Grant, "The SuperCable: Dual Delivery of Chemical and Electric Power," IEEE Trans. Appl. Super. 15, 1810*
- Grant, "Cryo-Delivery Systems for the Co-Transmission of Chemical and Electrical Power," J. Cryo. Eng. (to be published)*
- Grant, "Garwin-Matisoo Revisited," SUST (to be published)*

Presentations

- Grant, Presentations at conferences associated with the above three publications
- Grant, "System, Construction and Integration Issues for Long Distance, High Capacity, Ceramic HTSC dc Cables," PacRim 6, Maui

Press & Popular

- Grant, "Nuclear Energy's Contribution to the City of the Future," Nuclear Future, Vol. 1, No. 1, p.17
- Starr, interview in Fortune Magazine, 8 August
- Grant, Overbye & Starr, "Continental SuperGrid," Scientific American, to appear in early 2006

****Peer Reviewed***

Take-Home Reading Assignment

www.w2agz.com/epri-sctf5.htm

1. Garwin and Matisoo, 1967 (100 GW on Nb₃Sn)
2. Edeskuty, 1972 (LASL dc SPTL, 5 GW, PECO)
3. Lasseter, et al., 1994 (HTSC dc Networks)
4. Beale, et al., 1996 (BICC HTSC dc, 400 MW)
5. Grant, 1996 (Promises, promises...ASC 96)
6. Schoenung, Hassenzahl and Grant, 1997 (5 GW on HTSC @ LN₂, 1000 km)
7. Proceedings, SuperGrid Workshops, 2002 & 2004 (be sure to open Bibliography page !)
8. Neptune HVDC Cable, 2005
9. Grant, "London Calling," Nature review of "Thread Across the Ocean."

...and there will be a quiz next time I see you all!