

Uncertain as to the origin/presentation of this paper. Could be a prelude/postlude to PRB 41, 6655 (1990). Could be derived from an IIM-UNAM talk proceedings publication (Singapore?).

69

**RECENT STUDIES ON $\text{PrBa}_2\text{Cu}_3\text{O}_{7-y}$:
EFFECT OF OXYGEN CONCENTRATION**

P. M. Grant and A. Bezinge

IBM Research Division
Almaden Research Center
650 Harry Road
San Jose, California 95120-6099

M. E. López-Morales

Instituto de Investigaciones en Materiales
Universidad Nacional Autónoma de México
Apdo Postal 70-360
México, D.F., México

In the entire series of rare earth compounds isomorphic to $\text{YBa}_2\text{Cu}_3\text{O}_{7-y}$, only $\text{PrBa}_2\text{Cu}_3\text{O}_{7-y}$ is not a superconductor¹. In fact, this material exhibits insulating behavior at all temperatures. Various explanations have been given for this unusual property, the most common being the speculation that in the 1-2-3 structure, Pr may indeed be tetravalent, rather than trivalent as is Y and the other lanthanide substitutions^{2,3}. If this were true, then no excess positive charge would be present in stoichiometric $\text{PrBa}_2\text{Cu}_3\text{O}_{7-y}$ to produce metallic conduction and hence superconductivity.

In order to probe this speculation, we undertook to study the effect of oxygen concentration on the structural and physical properties of $\text{PrBa}_2\text{Cu}_3\text{O}_{7-y}$, paying particular attention to possible changes in Pr valency. Throughout most of this paper, unless otherwise indicated, the terms valency and ionicity will be used interchangeably. All of our samples were prepared using the standard solid state reaction techniques, but extended over many more re-

grinding cycles and longer reaction times (≈ 3 weeks) in order to insure a minimum amount of impurity phases such as BaCu_2O_3 , BaPrO_3 , and various Pr sub-oxides⁴⁻⁶. Portions of the resulting product were subsequently annealed in flowing argon and the final oxidation content determined by chemical titration⁷. The structural properties for values of $7-y$ ranging from 6.97 to 6.15 were measured by neutron powder diffraction⁸ (only for the sample $7-y = 6.97$) and x-ray powder diffraction⁴⁻⁶. As in the yttrium compound, we observe an orthorhombic to tetragonal transition when $7-y$ passes below roughly 6.4. The fact that this transition can occur in a totally insulating 1-2-3 single phase compound as well as in its superconducting isomorphs illustrates that the metal-insulator transition accompanying the structural transition in the latter is a fortuitous manifestation of long-range oxygen disorder at concentrations near that which the free hole concentration is drastically reduced, and is not associated with an electronic instability.

The temperature dependence of the resistivity and thermopower were determined for three oxygen concentrations in the sample set mentioned above: $7-y = 6.93$, 6.60 and 6.46. The results are shown in Figs. 1 and 2, respectively. Figure 1 shows a qualitatively similar insulating temperature dependence at all three concentrations; however, we were unable to uniquely ascribe the data to any of the common transport models for increased resistance with decreasing temperature. No single activation energy could be found, nor were we able to obtain fits to the usual formulas for variable range hopping in one, two or three dimensions⁹. On the other hand, we see from Fig. 1 that ρ increases by more than three orders of magnitude at all temperatures as the oxygen content is reduced. This suggests that near $y = 0$, a small number of holes do indeed exist that are capable of electrical conduction, and that this number decreases as oxygen is taken out. This interpretation is substantiated by the changes observed in thermopower as indicated in Fig. 2. The temperature dependence of the $7-y = 6.93$ sample is in general agreement with that found by other workers¹⁰ for nearly fully oxygenated $\text{PrBa}_2\text{Cu}_3\text{O}_{7-y}$. However, the magnitude of S at room temperature more than doubles as $7-y$ goes from 6.93 to 6.46, a standard indication that the number of carriers has been reduced. No sign change was observed as might be expected from simple single particle band structure arguments as the effective average copper valence was de-

creased below $2+$, implying that the thermopower in high- T_c materials cannot be explained within such a simple framework. Due to the very high sample electrical resistances, we were not able to obtain thermopower data at very low temperatures, especially for the deoxygenated samples.

In contrast to ρ and S , the inverse magnetic susceptibility, χ^{-1} , shown in Fig. 3, does not exhibit a marked dependence on oxygen content. Typical values of the effective Bohr magneton, as determined from the Curie-Weiss fits denoted by the solid curves in Fig. 3, clustered in the narrow range 2.7 to 2.9. These values, interpolated between the measured moments for Pr^{3+} and Pr^{4+} oxides, suggest that the Pr charge in $\text{PrBa}_2\text{Cu}_3\text{O}_{7-y}$ is roughly $+3.7$ for all values of y . A Pr charge state significantly higher than $3+$ which is invariant to oxygen content, as compared to the strong dependence of the transport properties, implies that whatever carriers are available for conduction must reside in the chains rather than the planes. Otherwise, one might expect metallic behavior and superconductivity near $y = 0$ (attempts to synthesize $\text{PrBa}_2\text{Cu}_3\text{O}_{7-y}$ with $y < 0$ by annealing under high oxygen pressure have not proved successful). Our observations are consistent with those models which propose that oxygen removal in 1-2-3 compounds first depletes carriers in the planes, and, when the hole population there reaches zero, further reduction in oxygen concentration takes holes out of the chains¹¹. The principal difference between $\text{PrBa}_2\text{Cu}_3\text{O}_{7-y}$ and its superconducting homologues is that in the former, any charge on Pr in excess of $3+$ has already trapped all plane holes that lead to the effects seen in the latter.

However, the above view, that of a nearly tetravalent Pr which localizes all itinerant plane holes, is most likely very oversimplified. Various core level spectroscopy observations strongly indicate that Pr is trivalent in $\text{PrBa}_2\text{Cu}_3\text{O}_{7-y}$ ^{12,13}. Moreover, Raman¹⁴ and structural measurements⁸ yield Pr-O distances near those expected for Pr^{3+} . Finally, the relatively small effective moments obtained from the Curie-Weiss fits may result from strong crystalline electric fields which quench a nominally Pr^{3+} moment, thus mimicking Pr^{4+} .

A more appropriate electronic model, reconciling the above paradoxical situation as regards the Pr ionic state, is suggested by recent resonant photoemission data obtained by Kang, *et al.*¹⁵ on $Y_{1-x}Pr_xBa_2Cu_3O_{7-y}$ solid solutions. They observed, at all finite values of x , a large 4f electron density only 1 eV below the hole Fermi level pinned near the top of the oxygen 2p band. On the other hand, the constant initial state photoemission from these 4f levels has the same spectral dependence as the 4f state in Pr metal, where Pr is commonly assumed to be 3+. These data indicate that we must be careful not to strictly equate valency with ionicity when discussing the electronic state of Pr in $PrBa_2Cu_3O_{7-y}$. In fact, the spectroscopic results are typical of those found in mixed valent Pr, Ce and Tb oxides¹⁶, and such a description should apply here as well. The idea that mixed, or fluctuating, valence models may supply an attractive framework for understanding $PrBa_2Cu_3O_{7-y}$ has been put forward by several groups^{17,18}. We therefore propose the following lattice Anderson Hamiltonian¹⁹⁻²¹ as the formalism most appropriate for characterizing the electronic properties of not only $PrBa_2Cu_3O_{7-y}$ but the entire rare earth 1-2-3 family in general:

$$\mathcal{H} = \mathcal{H}_{\{Ln\}} + \mathcal{H}_{\{CuO_2\}} + \mathcal{H}_{\{Ln\},\{CuO_2\}}. \quad (1)$$

Here we have partitioned the total Hamiltonian into a Ln sub-lattice term, a term treating only the CuO_2 planes and then an interaction term between these two systems. Explicitly, each of these terms are as follows:

$$\mathcal{H}_{\{Ln\}} = \sum_{i\alpha} \epsilon_{\alpha}^f f_{i\alpha}^{\dagger} f_{i\alpha} + \sum_{i\alpha\beta\gamma\delta} U_{\alpha\beta\gamma\delta} f_{i\alpha}^{\dagger} f_{i\beta}^{\dagger} f_{i\gamma} f_{i\delta}, \quad (2)$$

where i indexes the Ln sites, α, \dots, δ index the degenerate states, including spin, of the Ln 4f shell, ϵ_{α}^f is the position of these states with respect to the Fermi energy of the planar CuO_2 holes, and $U_{\alpha\beta\gamma\delta}$ the Coulomb repulsion within and between these same states. $f_{i\alpha}^{\dagger}$ and $f_{i\alpha}$ are the appropriate fermion operators for the Ln 4f manifold. Essentially, the above expression is a zero-bandwidth degenerate Hubbard Hamiltonian. Next, for the CuO_2 planes, we have:

$$\mathcal{H}_{\text{(CuO}_2\text{)}} = \sum_{j \neq j', \sigma} [t_{jj'}(1 - n_{j, -\sigma})d_{j\sigma}^\dagger d_{j'\sigma}(1 - n_{j', -\sigma})] + J \sum_j \mathbf{S}_j \cdot \mathbf{S}_{j+1}, \quad (3)$$

where j, j' are the Cu site indices, σ the spin index of the CuO peroxide hole, d_j^\dagger, d_j and n_j its fermion and occupation operators, respectively, $t_{jj'}$ the effective hole hopping integral, J the nearest neighbor antiferromagnetic exchange integral between Cu^{2+} sites, and \mathbf{S}_j the spin-1/2 operator on each of these sites. $\mathcal{H}_{\text{(CuO}_2\text{)}}$ is the effective one-band Hamiltonian derived by Rice and Zhang²² from the two-band Hubbard model for planar CuO_2 in the small bandwidth limit. The third term in Eq. (1) represents the single particle interaction between the lanthanide and CuO_2 sub-lattices and is of the usual form for the Anderson impurity model:

$$\mathcal{H}_{\text{(Ln), (CuO}_2\text{)}} = \sum_{ij|\alpha(\sigma)} [V_{ij}^\alpha f_{i\alpha(\sigma)} d_{j\sigma} + \text{h.c.}]. \quad (4)$$

in this term, V_{ij}^α is the spin-conserving interaction, or hybridization, parameter which takes an electron from the localized Ln 4f levels to annihilate the planar CuO_2 hole and vice versa. This term is characteristic of many mixed valence, fluctuating valence and heavy fermion models. We can see that, even in the presence of small V_{ij}^α , the tendency to trap holes in a lanthanide 4f state could be extremely strong. We are currently studying a simplified version of this model, but it is already clear that it is the relative magnitudes of ϵ^f and V_{ij} with respect to each other and to t_{ij} will dominate that part of the parameter phase diagram which separates superconducting from insulating behavior in the lanthanide 1-2-3 systems. In fact, this phase boundary must be crossed on moving from Pr 1-2-3 to Nd 1-2-3. It is interesting to note in this regard that many workers find T_c in Nd 1-2-3 to be considerably below 90 K, suggesting partial hybridization of the Nd 4f levels, although this depression may actually be due to partial substitution of Nd on the Ba site resulting in an overall lower hole concentration²³. Finally, it is also interesting to speculate that the drastically reduced transition temperature obtained in $\text{YBa}_2\text{Cu}_3\text{O}_{7-y}$ doped with small amounts of Zn may be explained

by the same model proposed here where instead of Pr 4f levels near E_F , we have the filled Zn 3d shell²⁴.

In conclusion, we have shown that removing oxygen from $\text{PrBa}_2\text{Cu}_3\text{O}_{7-y}$ induces a strong quantitative change of transport properties toward more insulating behavior, with little concomitant change in magnetic properties. These observations suggest that lowering oxygen concentration has virtually no effect on Pr ionicity, and that its principle impact is to remove holes from the chains. A simple interpretation of the inverse susceptibility would imply a $\text{Pr}^{+3.7}$ fractional charge state, but a more realistic approach should be taken by applying an appropriate Anderson impurity model to the lanthanide 1-2-3 series and showing that such a model predicts a superconductor-insulator transition at parameter values appropriate to $\text{PrBa}_2\text{Cu}_3\text{O}_{7-y}$. This work is in progress.

We have benefited from useful conversations with a number of colleagues, particularly E. M. Engler, V. Y. Lee, A. Nazzari, S. La Placa, Z.-X. Shen, I. Schuler, R. Escudero, D. Rios and J. Tagüña. J. E. Vazquez performed the transport measurements contained in this paper.

REFERENCES

1. E. M. Engler, V. Y. Lee, A. I. Nazzal, R. B. Beyers, G. Lim, P. M. Grant, S. S. P. Parkin, M. L. Ramirez, J. E. Vazquez and R. J. Savoy, *JACS Commun.* **109**, 2848 (1987).
2. L. Soderholm, K. Zhang, D. G. Hinks, M. A. Beno, J. D. Jorgensen, C. U. Segre, and I. K. Schuller, *Nature* **328**, 604 (1987).
3. M. B. Maple, Y. Dalichaouch, J. M. Ferreira, R. R. Hake, B. W. Lee, J. J. Neumeier, M. S. Torikachvili, K. N. Yang, H. Zhou, R. P. Guertin and M. V. Kuric, *Proceedings of the XVIII Yamada Conference on Superconductivity in Highly Correlated Fermion Systems*, Physica B, 1987.
4. M. E. López-Morales, D. Ríos-Jara, J. Tagüña-Martínez, R. Escudero and J. Gómez-Lara, *Physica C* **153-155**, 942 (1988).
5. M. E. López-Morales, D. Ríos-Jara, R. Escudero and F. Morales, MRS Fall Meeting, Boston, November 1988.
6. P. M. Grant, E. M. Engler, V. Y. Lee, A. Bezing, S. S. P. Parkin, S. J. La Placa, M. E. López-Morales, D. Ríos-Jara and R. Escudero, *Second Canadian Symposium on High Temperature Superconductivity*, Vancouver, 26-29 October 1988.
7. A. Nazzal, V. Y. Lee, E. M. Engler, R. D. Jacowitz, Y. Tokura and J. B. Torrance, *Physica C* **153-155**, 1367 (1988).
8. S. La Placa, private communication
9. N. F. Mott and E. A. Davis, *Electronic Processes in Non-Crystalline Materials* (Clarendon Press, Oxford, 1979).
10. K. Zhang, *Structure and Superconductivity of High Transition Temperature Copper Oxides*, Ph.D. Thesis, Illinois Institute of Technology, 1988, unpublished.
11. Y. Tokura, J. B. Torrance, T. C. Huang and A. Nazzal, *Phys. Rev.* **B38**, 7156 (1988).
12. F. Lytle, R. Gregor, E. Marques, E. Larson, J. Wong and C. Violet, preprint.
13. E. E. Alp, G. K. Shenoy, L. Soderholm, G. L. Goodman, D. G. Hinks, B. W. Veal, P. A. Montano and D. E. Ellis, preprint.
14. H. J. Rosen, R. M. Macfarlane, E. M. Engler, V. Y. Lee and R. D. Jacowitz, *Phys. Rev.* **B38**, 2460 (1988).
15. J.-S. Kang, J. W. Allen, Z.-X. Shen, W. P. Ellis, J. J. Yeh, B.-W. Lee, M. B. Maple, W. E. Spicer and I. Landau, *J. Less-Common Metals* **126-127**, appearing.
16. R. C. Karnatak, J. M. Esteve, H. Dexpert, M. Gasgnier, P. E. Caro and L. Albert, *J. Mag. and Mag. Mat.* **63-64**, 518 (1987).
17. C.-S. Jee, A. Kebede, D. Nichols, J. E. Crow, T. Mihalisin, G. H. Myer, I. Perez, R. E. Salomon and P. Schlottmann, preprint.
18. M. B. Maple, Y. Dalichaouch, E. A. Early, B. W. Lee, J. T. Markert, M. W. McElfresh, J. J. Neumeier, C. L. Seaman, M. S. Torikachvili, K. N. Yang and H. Zhou, *Proceedings of the International Discussion Meeting on High-Tc Superconductors*, Schloss Mauterndorf, Austria, Plenum Press, 1988 (in press).
19. P. W. Anderson, *Phys. Rev.* **124**, 41 (1961).
20. C. M. Varma, *Rev. Mod. Phys.* **48**, 219 (1976).
21. J. M. Lawrence, P. S. Riseborough and R. D. Parks, *Valence Fluctuation Phenomena*, *Rpts. Prog. Phys.* **44**, 1 (1981).
22. F. C. Zhang and T. M. Rice, *Phys. Rev.* **B37**, 3759 (1988).
23. K. Takita, H. Akinaga, H. Katah, H. Asano and K. Masuda, *Jpn. J. Appl. Phys.* **B27**, L607 (1988).
24. C.-S. Jee, D. Nichols, A. Kebede, S. Rahman, J. E. Crow, A. M. Ponte-Goncalves, T. Mihalisin, G. H. Myer, I. Perez, R. E. Salomon, P. Schlottmann, S. H. Bloom, M. V. Kuric, Y. S. Yao and R. P. Guertin, *J. Supercon.* **1**, 63 (1988).

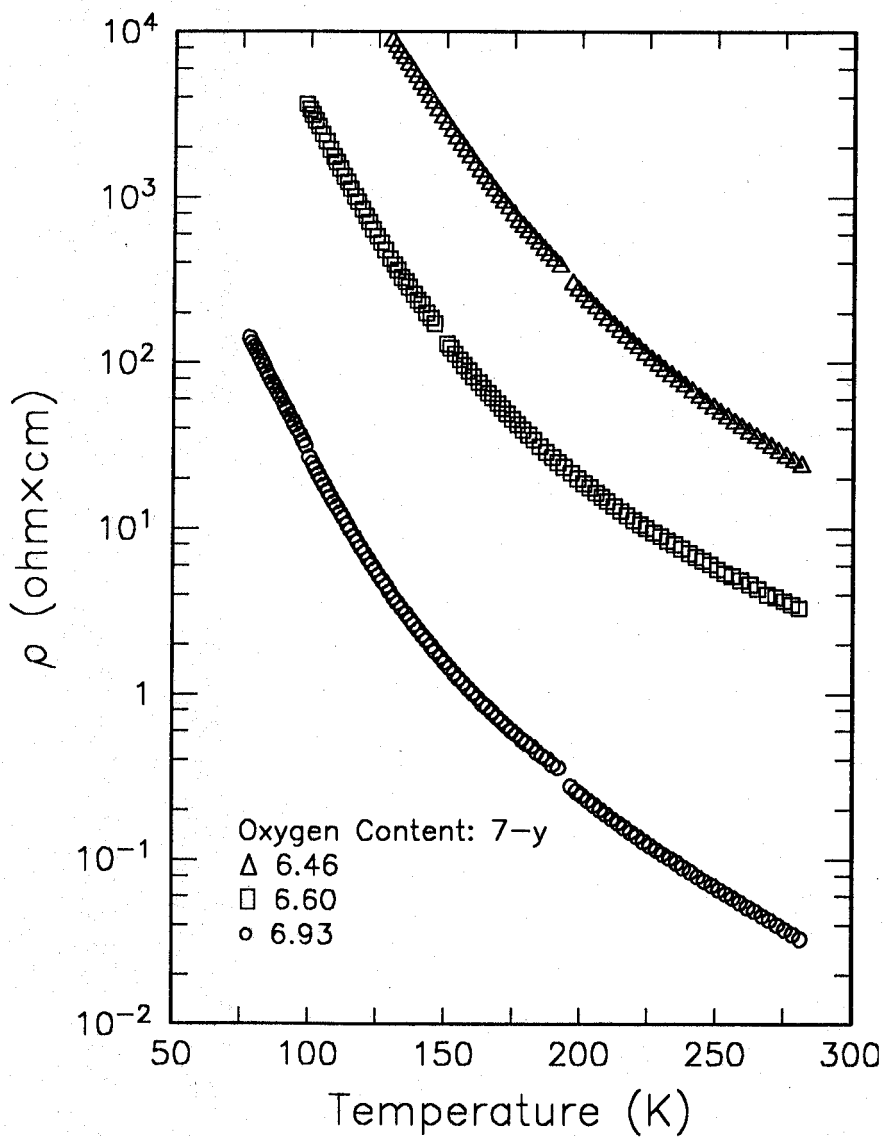


Fig. 1. Temperature dependence of the resistivity of $\text{PrBa}_2\text{Cu}_3\text{O}_{7-y}$ as a function of $7-y$.

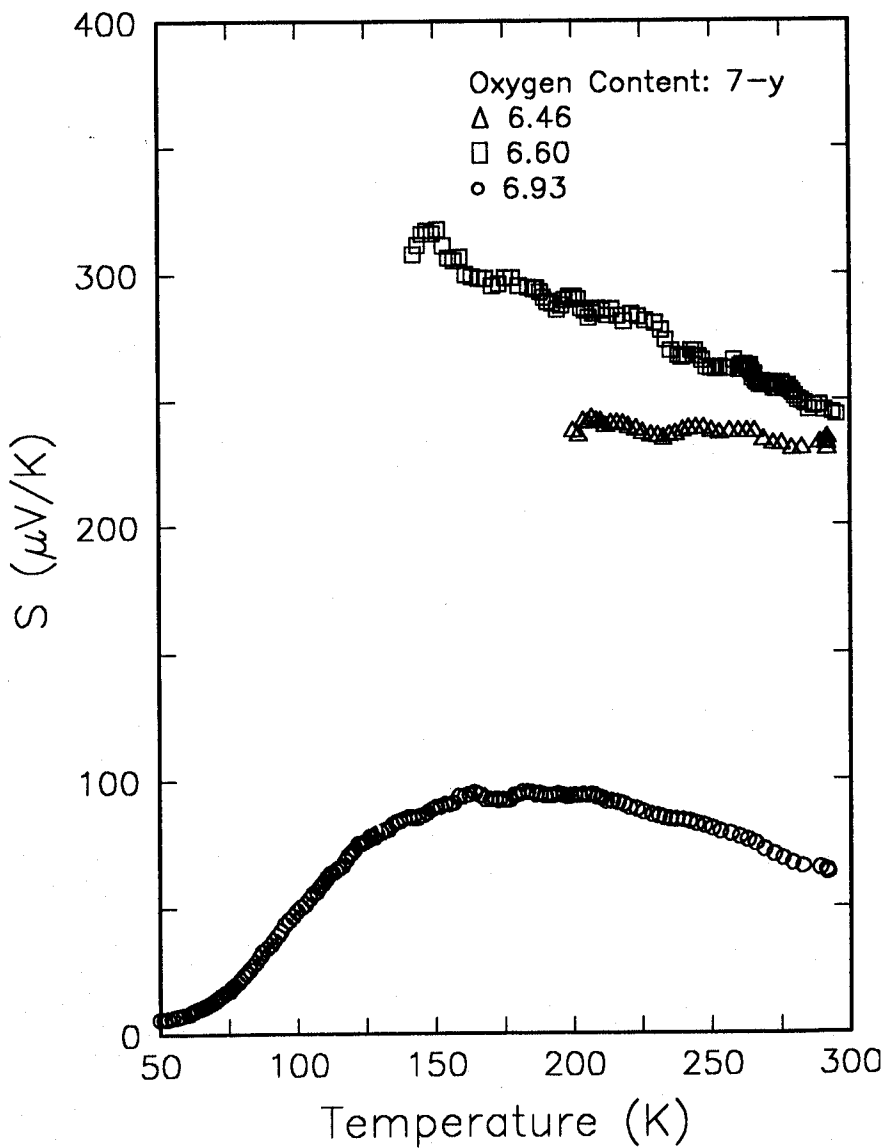


Fig. 2. Temperature dependence of the thermopower of $\text{PrBa}_2\text{Cu}_3\text{O}_{7-y}$ as a function of $7-y$.

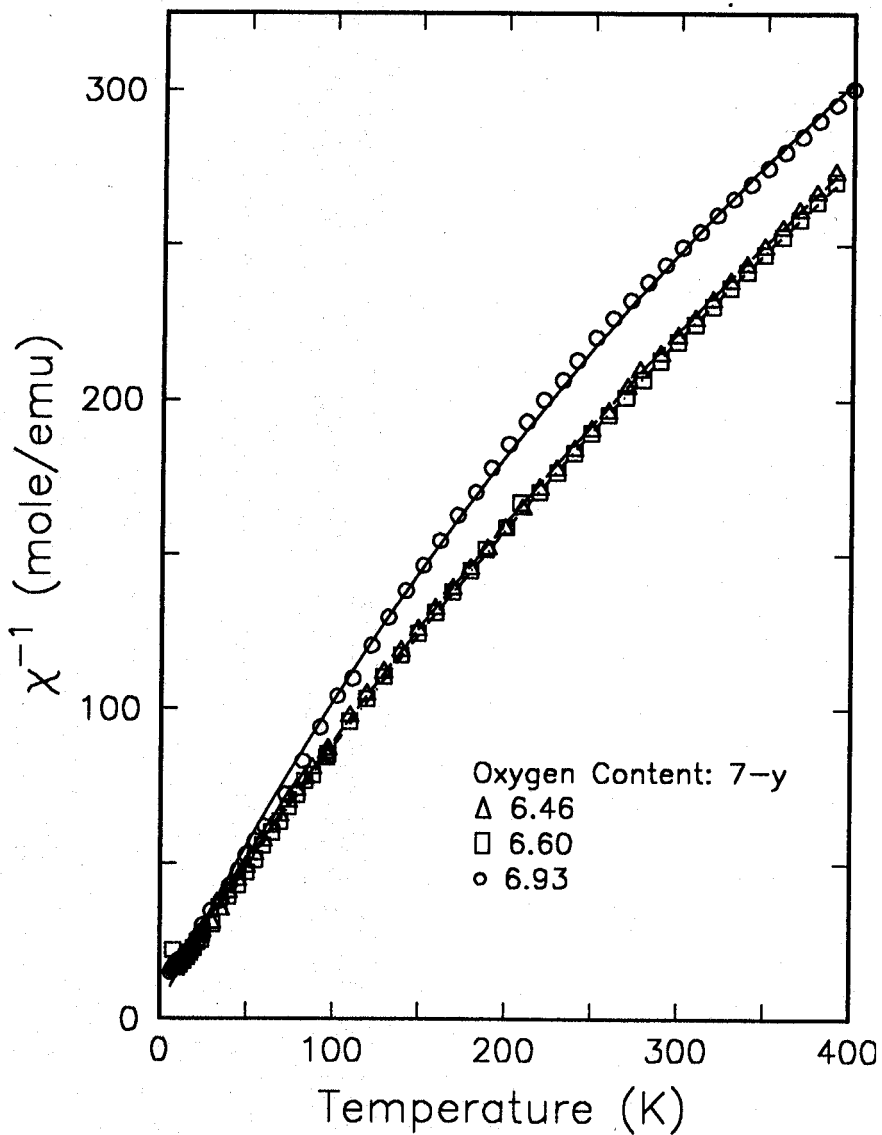


Fig. 3. Temperature dependence of the inverse susceptibility of $\text{PrBa}_2\text{Cu}_3\text{O}_{7-y}$ as a function of $7-y$. The solid lines represent fits of the data to a Curie-Weiss law of the form $\chi = \chi_0 + C/(T + \theta)$, from which the effective Pr charge state was subsequently obtained.